



City of Farmington
354 W. Main Street
P.O. Box 150
Farmington, AR 72730
479-267-3865
479-267-3805 (fax)

CITY COUNCIL AGENDA
February 16, 2021

A regular meeting of the Farmington City Council will be held on
Tuesday, February 16, 2021 at 6:00 p.m.
City Hall
354 W. Main Street, Farmington, Arkansas.

1. Call to Order – Mayor Ernie Penn
2. Roll Call – City Clerk Kelly Penn
3. Pledge of Allegiance
4. Comments from Citizens – the Council will hear brief comments at this time from citizens. No action will be taken. All comments will be taken under advisement.
5. Approval of the minutes - January 11, 2021 City Council Minutes
6. Financial Reports
7. Entertain a motion to read all ordinances and resolutions by title only.
8. Proclamations, special announcements, committee/commission/council appointments.
 - a. **Reappoint Planning Commissioners –Chad Ball (2 yrs.), & Robert Mann (2 yrs.)**
9. Committee Reports
 - b. Street Committee
 - c. Community Development Committee
 - d. Park & Recreation Committee

NEW BUSINESS

10. Resolution No. 2021-03 – A resolution providing for the adoption of the amended budget for the City of Farmington, Arkansas for the 12 months beginning January 1, 2020 and ending December 31, 2020; appropriating money for each item, and for other purposes.

11. Resolution No. 2021-04 – A resolution in support of an application for the Local Law Enforcement Block Grant.

12. Ordinance No. 2021-02 –An ordinance for vacation of City Right of Way for the Hamblen Subdivision.

13. Request approval for Park Plan Proposal.

INFORMATIONAL ITEMS:

- A. City Business Manager Report
- B. Court Clerk Monthly Distribution Report
- C. Fire Department Report
- D. Police Department Report
- E. Building/Public Works Report
- F. Library Report

Minutes of the Regular Farmington City Council Meeting January 11th, 2021

Due to the Covid 19 pandemic, a state of emergency was declared by Arkansas Governor Asa Hutchinson, in order to comply to social distancing requirements this meeting was held virtually using the Zoom Meeting system. Mayor Penn, City Clerk Penn, City Business Manager McCarville, Police Chief Hubbard, Fire Chief Hellard, Public Works Director Floyd Shelly and Code Enforcement Officer Rick Brammall were physically at City Hall. Police Chief Hubbard took everyone's temperature before they entered the meeting and social distancing was observed. We had no citizens come to city hall to attend the meeting. The regular meeting of the City Council scheduled for Monday, January 11th, 2021 was called to order at 6:00 pm by Mayor Ernie Penn. City Clerk Kelly Penn called the roll and the following Council Members answered to their names via Zoom: Sherry Mathews, Hunter Carnahan, Keith Lipford, Linda Bell, Brenda Cunningham, Bobby Morgan, Diane Bryant and Shelly Parsley. City Attorney Tennant attended via Zoom also. Mayor Penn led the Pledge of Allegiance.

Comments from Citizens – None.

Approval of the minutes for the December 14th, 2020 Regular City Council Meeting. On the motion of Council Member Bryant and a second by Council Member Parsley and by the consent of all Council Members present after a roll call vote, the minutes were approved as presented by a vote of 8-0.

Financial Reports – Financials were presented by Mayor Penn.

Entertain a motion to read all Ordinances and Resolutions by title only. On the motion of Council Member Cunningham and a second by Council Member Mathews and by the consent of all Council Members present after a roll call vote, the motion to read all Ordinances and Resolutions by title only was approved 8-0.

Proclamations, Special Announcements, Committee/Commission Appointments. Committee Reports - Mayor Penn announced he would like to reappoint Bobby Morgan as Vice Mayor for 2021 if there were no objections, there were none. By a roll call vote and by the consent of all council members present, it was approved 8-0. Mayor Penn advised that the council would be meeting via zoom until further notice for 2021 due to the increase in Covid-19 cases. Mayor Penn advised that Superintendent John Lafoon had asked him to read a proclamation declaring January 2021 Arkansas School Board Recognition Month, Mayor Penn then read the proclamation.

Committee Reports – All committee reports were included in the council packets if they met. Council Member Bryant will have a zoom meeting for her Economic Development the third Thursday of the month.

Items to be removed from City of Farmington Inventory –NONE

Unfinished Business – NONE

New Business

Resolution No. 2021-01 A resolution establishing the procedural rules for the city council of the City of Farmington, Arkansas for 2021.

On the motion of Council Member Bryant and a second by Council Member Parsley and by the consent of all Council Members present after a roll call vote, Resolution No. 2021-01 was approved 8-0. City Clerk Penn read Resolution 2021-01.

State of the City Address – Mayor Penn – See Attached

Ordinance No. 2021-01 An ordinance waiving requirements of competitive bidding for the purchase of two (2) new Dodge Chargers with the equipment to outfit both vehicles for the Farmington Police Department pursuant to ACA Code Ann. 14-58-33 (b)(2)(b)

Chief Hubbard gave the council a brief overview of the ordinance. Council Member Carnahan made a motion to suspend the rule requiring the reading of an ordinance in full on 3 different dates be suspended and for Ordinance 2021-01 be read 1 time by title only, it was seconded by Council Member Parsley and by the consent of all Council Members present after a roll call vote, the motion was approved 8-0. City Clerk Penn read Ordinance 2021-01 by title only. Mayor Penn asked shall the ordinance pass? After a roll call vote it was approved 8-0. Council Member Bryant made a motion to approve an Emergency Clause for Ordinance 2021-01, it was seconded by Council Member Carnahan, after a roll call vote, it was approved by all those present 8-0.

Resolution 2021-02 A resolution setting a public hearing to discuss the vacation of right of way between lots 13-19 of the Hamblens subdivision, Farmington, AR

Mr. Ramsfield thanked the city for the opportunity to be on the call and said he purchased the property back behind his home so it would remain a wooded area. There were no questions by the council or comments from the public regarding this resolution. On the motion of Council Member Bryant and a second by Council Member Cunningham and by the consent of all Council Members present after a roll call vote, the motion to approve Resolution 2021-02 was approved 8-0. City Clerk Penn read the resolution by title only and informed the council that the public hearing would be conducted at 6:00 p.m., before the council meeting next month, once the public hearing was closed then the council meeting would open.

There being no further business to come before the council and on the motion of Council Member Morgan and seconded by Council Member Cunningham and by the consent of all members present, the meeting adjourned at 6:25 pm until the next regularly scheduled meeting to be held Monday February 8th, 2021 in the City Council Chambers at City Hall, located at 354 West Main Street, Farmington, Arkansas.

Approved;

City Clerk Kelly Penn

Mayor Ernie Penn

Financial

2/10/2021

GENERAL FUND

9:15 AM

Statement of Revenue and Expenditures

	Year-To-Date	Annual Budget	Jan 2021
	Jan 2021	Jan 2021	Dec 2021
	Jan 2021	Dec 2021	Percent of
	Actual		Budget
Revenue & Expenditures			
GENERAL REVENUES			
Revenue			
ACCIDENT REPORT REVENUES	190.00	1,500.00	12.67%
ACT 833	0.00	20,000.00	0.00%
ALCOHOL SALES TAX	0.00	3,500.00	0.00%
ANIMAL CONTROL REVENUES	165.00	2,500.00	6.60%
BUILDING INSPECTION FEES	12,501.00	130,000.00	9.62%
BUSINESS LICENSES	3,425.00	6,000.00	57.08%
CITY COURT FINES	9,117.44	120,000.00	7.60%
CITY SALES TAX REVENUES	176,605.15	1,475,000.00	11.97%
COUNTY TURNBACK	67,085.92	475,000.00	14.12%
DEVELOPMENT FEES	5,196.02	10,000.00	51.96%
FRANCHISE FEES	40,378.59	375,000.00	10.77%
GARAGE SALE PERMITS	0.00	2,500.00	0.00%
INTEREST REVENUES	145.21	25,000.00	0.58%
MISCELLANEOUS REVENUES	269.40	0.00	0.00%
Off Duty Police Reimbursement	0.00	4,000.00	0.00%
PARK RENTAL	0.00	3,500.00	0.00%
PAYMENT IN LIEU OF	30,600.00	150,000.00	20.40%
SALES TAX - OTHER	118,422.94	1,260,000.00	9.40%
SPORTS COMPLEX FEES	0.00	35,000.00	0.00%
SRO REIMBURSEMENT REVENUES	0.00	100,000.00	0.00%
STATE TURNBACK	0.00	95,000.00	0.00%
Revenue	\$464,101.67	\$4,293,500.00	

2/10/2021

GENERAL FUND

9:15 AM

Statement of Revenue and Expenditures

	Year-To-Date	Annual Budget	Jan 2021
	Jan 2021	Jan 2021	Dec 2021
	Jan 2021	Dec 2021	Percent of
	Actual		Budget
ADMINISTRATIVE DEPT			
Expenses			
ADDITIONAL SERVICES EXPENSE	20,957.67	180,000.00	11.64%
ADVERTISING EXPENSE	20.00	6,000.00	0.33%
BUILDING MAINT & CLEANING	0.00	35,000.00	0.00%
CREDIT CARD FEE EXPENSE	0.00	5,000.00	0.00%
ELECTION EXPENSES	3,774.52	5,000.00	75.49%
ENGINEERING FEES	420.00	125,000.00	0.34%
INSURANCES EXPENSE	0.00	50,000.00	0.00%
LEGAL FEES	0.00	10,000.00	0.00%
MATERIALS & SUPPLIES EXPENSE	0.00	17,000.00	0.00%
MISCELLANEOUS EXPENSE	0.00	2,000.00	0.00%
NEW EQUIPMENT PURCHASE	0.00	10,000.00	0.00%
PAYROLL EXP - CITY ATTRNY	5,435.80	60,000.00	9.06%
PAYROLL EXP - ELECTED OFFICIAL	11,315.02	125,000.00	9.05%
PAYROLL EXP - REGULAR	18,127.39	241,365.00	7.51%
PLANNING COMMISSION	75.00	20,000.00	0.38%
POSTAGE EXPENSE	0.00	1,500.00	0.00%
PROFESSIONAL SERVICES	0.00	10,000.00	0.00%
REPAIR & MAINT - BUILDING	0.00	2,000.00	0.00%
REPAIR & MAINT - OFFICE EQUIP	0.00	2,500.00	0.00%
SERVICE CHARGES	0.00	250.00	0.00%
TECHNICAL SUPPORT	0.00	40,000.00	0.00%
TELECOMMUNICATION EXPENSES	885.68	4,000.00	22.14%
TRAVEL, TRAINING & MEETINGS	0.00	10,000.00	0.00%
UTILITIES EXPENSES	5,637.77	70,000.00	8.05%
Expenses	\$66,648.85	\$1,031,615.00	

2/10/2021

GENERAL FUND

9:15 AM

Statement of Revenue and Expenditures

	Year-To-Date	Annual Budget	Jan 2021
	Jan 2021	Jan 2021	Dec 2021
	Jan 2021	Dec 2021	Percent of
	Actual		Budget
ANIMAL CONTROL DEPT			
Expenses			
FUEL EXPENSES	0.00	2,000.00	0.00%
MATERIALS & SUPPLIES EXPENSE	0.00	1,100.00	0.00%
PAYROLL EXP - REGULAR	4,823.94	63,051.00	7.65%
PROFESSIONAL SERVICES	540.00	15,000.00	3.60%
REPAIR & MAINT - AUTOMOBILES	0.00	1,500.00	0.00%
REPAIR & MAINT - EQUIPMENT	0.00	500.00	0.00%
TRAVEL, TRAINING & MEETINGS	0.00	500.00	0.00%
UNIFORMS/GEAR EXPENSE	0.00	500.00	0.00%
Expenses	\$5,363.94	\$84,151.00	

2/10/2021

GENERAL FUND

9:15 AM

Statement of Revenue and Expenditures

	Year-To-Date	Annual Budget	Jan 2021
	Jan 2021	Jan 2021	Dec 2021
	Jan 2021	Dec 2021	Percent of
	Actual		Budget
BUILDING PERMIT DEPT			
Expenses			
FUEL EXPENSES	0.00	2,500.00	0.00%
PAYROLL EXP - REGULAR	6,929.64	94,626.00	7.32%
REPAIR & MAINT - AUTOMOBILES	0.00	1,000.00	0.00%
TRAVEL, TRAINING & MEETINGS	0.00	3,000.00	0.00%
UNIFORMS/GEAR EXPENSE	0.00	1,000.00	0.00%
Expenses	\$6,929.64	\$102,126.00	

2/10/2021

GENERAL FUND

9:15 AM

Statement of Revenue and Expenditures

	Year-To-Date	Annual Budget	Jan 2021
	Jan 2021	Jan 2021	Dec 2021
	Jan 2021	Dec 2021	Percent of
	Actual		Budget
FIRE DEPT			
Expenses			
ADVERTISING EXPENSE	0.00	1,000.00	0.00%
FUEL EXPENSES	0.00	7,200.00	0.00%
HAZMAT EXPENSES	2,270.12	2,400.00	94.59%
MATERIALS & SUPPLIES EXPENSE	0.00	8,500.00	0.00%
MISCELLANEOUS EXPENSE	0.00	500.00	0.00%
NEW EQUIPMENT PURCHASE	0.00	10,000.00	0.00%
PAYROLL EXP - REGULAR	50,463.00	660,851.00	7.64%
REPAIR & MAINT - BUILDING	0.00	3,200.00	0.00%
REPAIR & MAINT - EQUIPMENT	110.00	9,070.00	1.21%
REPAIR & MAINT - TRUCK	0.00	10,000.00	0.00%
TRAVEL, TRAINING & MEETINGS	0.00	12,801.00	0.00%
UNIFORMS/GEAR EXPENSE	0.00	30,000.00	0.00%
Expenses	\$52,843.12	\$755,522.00	

2/10/2021

GENERAL FUND

9:15 AM

Statement of Revenue and Expenditures

	<u>Year-to-Date</u>	<u>Annual Budget</u>	<u>Jan 2021</u>
	<u>Jan 2021</u>	<u>Jan 2021</u>	<u>Dec 2021</u>
	<u>Jan 2021</u>	<u>Dec 2021</u>	<u>Percent of</u>
	<u>Actual</u>		<u>Budget</u>
LAW ENFORCE - COURT			
Expenses			
MATERIALS & SUPPLIES EXPENSE	0.00	3,000.00	0.00%
MISCELLANEOUS EXPENSE	0.00	400.00	0.00%
NEW EQUIPMENT PURCHASE	0.00	3,000.00	0.00%
PAYROLL EXP - REGULAR	6,188.77	87,521.00	7.07%
POSTAGE EXPENSE	0.00	1,800.00	0.00%
PROSECUTING ATTORNEY	1,500.00	18,000.00	8.33%
REPAIR & MAINT - OFFICE EQUIP	0.00	500.00	0.00%
SPECIAL COURT COSTS	0.00	6,000.00	0.00%
TRAVEL, TRAINING & MEETINGS	0.00	6,000.00	0.00%
Expenses	\$7,688.77	\$126,221.00	

2/10/2021

GENERAL FUND

9:15 AM

Statement of Revenue and Expenditures

	Year-To-Date	Annual Budget	Jan 2021
	Jan 2021	Jan 2021	Dec 2021
	Jan 2021	Dec 2021	Percent of
	Actual		Budget
LAW ENFORCE - POLICE			
Expenses			
ADVERTISING EXPENSE	0.00	100.00	0.00%
BREATHALYZER EXPENSES	87.54	700.00	12.51%
DRUG TASK FORCE	0.00	2,000.00	0.00%
FUEL EXPENSES	3,663.68	48,000.00	7.63%
MATERIALS & SUPPLIES EXPENSE	59.05	50,000.00	0.12%
MISCELLANEOUS EXPENSE	0.00	500.00	0.00%
NEW EQUIPMENT PURCHASE	0.00	56,000.00	0.00%
Off Duty Police Pay	0.00	4,000.00	0.00%
PAYROLL EXP - REGULAR	110,518.10	1,302,050.00	8.49%
PAYROLL EXP - SRO	11,407.74	150,000.00	7.61%
REPAIR & MAINT - AUTOMOBILES	0.00	25,000.00	0.00%
REPAIR & MAINT - EQUIPMENT	0.00	3,000.00	0.00%
TRAVEL, TRAINING & MEETINGS	0.00	7,000.00	0.00%
UNIFORMS/GEAR EXPENSE	0.00	15,000.00	0.00%
Expenses	\$125,736.11	\$1,663,350.00	

2/10/2021

GENERAL FUND

9:15 AM

Statement of Revenue and Expenditures

	Year-To-Date	Annual Budget	Jan 2021
	Jan 2021	Jan 2021	Dec 2021
	Jan 2021	Dec 2021	Percent of
	Actual		Budget
LIBRARY			
Expenses			
LIBRARY TRANSFER	0.00	55,000.00	0.00%
Expenses	\$0.00	\$55,000.00	

2/10/2021

GENERAL FUND

9:15 AM

Statement of Revenue and Expenditures

	Year-To-Date	Annual Budget	Jan 2021
	Jan 2021	Jan 2021	Dec 2021
	Jan 2021	Dec 2021	Percent of
	Actual		Budget
PARKS DEPT			
Expenses			
CAPITAL IMPROVEMENT	0.00	125,000.00	0.00%
ENGINEERING FEES	0.00	25,000.00	0.00%
MATERIALS & SUPPLIES EXPENSE	0.00	10,000.00	0.00%
NEW EQUIPMENT PURCHASE	0.00	22,500.00	0.00%
PAYROLL EXP - REGULAR	12,955.87	186,765.00	6.94%
PROFESSIONAL SERVICES	0.00	2,500.00	0.00%
REPAIR & MAINT - EQUIPMENT	0.00	3,000.00	0.00%
SPORTS PARK MATERIALS	0.00	22,000.00	0.00%
SPORTS PARK NEW EQUIP	0.00	10,000.00	0.00%
SPORTS PARK PROF SERV	0.00	45,000.00	0.00%
SPORTS PARK REPAIR/MAINT	0.00	2,500.00	0.00%
SPORTS PARK UNIFORMS	0.00	250.00	0.00%
SPORTS PARK UTILITIES	1,262.59	15,000.00	8.42%
UNIFORMS/GEAR EXPENSE	0.00	1,000.00	0.00%
UTILITIES EXPENSES	1,242.70	5,000.00	24.85%
Expenses	\$15,461.16	\$475,515.00	

LIBRARY FUND
Statement of Revenue and Expenditures

	Current Period Jan 2021 Jan 2021 Actual	Annual Budget Jan 2021 Dec 2021	Jan 2021 Dec 2021 Percent of Budget
Revenue & Expenditures			
Revenue			
FINES/LOST ITEMS	20.65	1,000.00	2.07%
TRANS FROM GENERAL FUND		55,000.00	0.00%
WASHINGTON CO LIBRARY	29,269.00	197,226.00	14.84%
Revenue	\$29,289.65	\$253,226.00	
Expenses			
ADVERTISING EXPENSE		1,000.00	0.00%
BOOKS AND MEDIA	666.84	32,000.00	2.08%
BUILDING MAINT & CLEANING		4,800.00	0.00%
MATERIALS & SUPPLIES EXPENSE	208.57	13,026.00	1.60%
MISCELLANEOUS EXPENSE		500.00	0.00%
NEW EQUIPMENT PURCHASE		7,000.00	0.00%
PAYROLL EXP - REGULAR	13,751.18	180,000.00	7.64%
POSTAGE EXPENSE		300.00	0.00%
PROGRAMS EXPENSE		4,000.00	0.00%
TECHNICAL SUPPORT		6,800.00	0.00%
TRAVEL, TRAINING & MEETINGS		1,000.00	0.00%
UTILITIES EXPENSES	208.60	2,800.00	7.45%
Expenses	\$14,835.19	\$253,226.00	

STREET FUND
Statement of Revenue and Expenditures

	Year-To-Date Jan 2021 Jan 2021 Actual	Annual Budget Jan 2021 Dec 2021	Jan 2021 Dec 2021 Percent of Budget
Revenue & Expenditures			
Revenue			
INTEREST REVENUES	18.73	1,000.00	1.87%
MISCELLANEOUS REVENUES	0.00	100.00	0.00%
STREET COUNTY TURNBACK	6,343.94	40,000.00	15.86%
STREET STATE TURNBACK	0.00	406,945.75	0.00%
TRANSFER INCOME	0.00	318,054.25	0.00%
Revenue	\$6,362.67	\$766,100.00	
Gross Profit	\$6,362.67	\$766,100.00	
Expenses			
ADVERTISING EXPENSE	0.00	1,000.00	0.00%
ENGINEERING FEES	4,953.43	30,000.00	16.51%
FUEL EXPENSES	378.04	10,000.00	3.78%
MATERIALS & SUPPLIES EXPENSE	0.00	15,000.00	0.00%
MISCELLANEOUS EXPENSE	0.00	500.00	0.00%
NEW EQUIPMENT PURCHASE	0.00	25,000.00	0.00%
PAYROLL EXP - REGULAR	15,218.49	205,500.00	7.41%
PROFESSIONAL SERVICES	0.00	2,000.00	0.00%
REPAIR & MAINT - BUILDING	0.00	2,000.00	0.00%
REPAIR & MAINT - EQUIPMENT	0.00	10,000.00	0.00%
STREET LIGHTS	4,370.96	150,400.00	2.91%
STREET/ROAD REPAIRS	1,000.00	300,000.00	0.33%
TRAVEL, TRAINING & MEETINGS	0.00	500.00	0.00%
UNIFORMS/GEAR EXPENSE	0.00	2,200.00	0.00%
UTILITIES EXPENSES	1,209.93	12,000.00	10.08%
Expenses	\$27,130.85	\$766,100.00	
Revenue Less Expenditures	(\$20,768.18)	\$0.00	
Net Change in Fund Balance	(\$20,768.18)	\$0.00	

MONTH	CITY SALES TAX		STATE SALES TAX	
	2020	2021	2020	2021
JANUARY	\$ 130,377.70	\$ 176,605.15	\$ 109,715.61	\$ 118,422.94
FEBRUARY	\$ 148,481.02		\$ 122,277.31	
MARCH	\$ 133,975.76		\$ 100,333.67	
APRIL	\$ 131,834.17		\$ 103,587.92	
MAY	\$ 152,891.65		\$ 110,933.27	
JUNE	\$ 149,081.37		\$ 104,879.92	
JULY	\$ 155,807.30		\$ 112,770.07	
AUGUST	\$ 174,923.16		\$ 121,519.40	
SEPTEMBER	\$ 174,374.84		\$ 120,630.07	
OCTOBER	\$ 165,123.09		\$ 123,932.96	
NOVEMBER	\$ 167,887.60		\$ 121,853.11	
DECEMBER	\$ 178,934.79		\$ 119,188.29	
Monthly Comparison -January 2020/January 2021	\$ 46,227.45		\$ 54,934.78	\$ 8,707.33
YTD comparison	Increase for 2021 over 2020 YTD - City Sales Tax	\$ 46,227.45	Increase for 2021 over 2020 YTD - State Sales Tax	\$ 8,707.33
			Total Sales Tax Increase YTD	\$ 54,934.78

Agenda Item 10

RESOLUTION NO. 2021-03

A RESOLUTION PROVIDING FOR THE ADOPTION OF THE AMENDED BUDGET FOR THE CITY OF FARMINGTON, ARKANSAS FOR THE 12 MONTHS BEGINNING JANUARY 1, 2020 AND ENDING DECEMBER 31, 2020; APPROPRIATING MONEY FOR EACH ITEM, AND FOR OTHER PURPOSES.

Whereas, it is necessary to amend the budget to reflect actual revenues and expenditures at year end;

Now therefore, be it resolved by the City Council of the City of Farmington, Arkansas:

Section 1: This resolution shall be known as the budget amendment resolution for the City of Farmington for the twelve (12) month period beginning January 1, 2020 and ending December 31, 2020. The attached budget amendment is incorporated herein as if set out word for word and figure for figure to reflect actual revenues and expenditures as set forth on the succeeding pages described in Exhibit "A", which is attached hereto and incorporated by reference.

Section 2: If any provision of this resolution or the application thereof to any person or circumstance is held invalid, such invalidity shall not affect other provisions or applications of the resolution which can be given effect without the invalid provisions or application, and to this end the provisions of this resolution are declared to be severable.

Passed and approved this 16th day of February, 2021.

APPROVED:

By: _____
Ernie Penn, Mayor

ATTEST:

By: _____
Kelly Penn, City Clerk



354 W. Main Street
P.O. Box 150
Farmington, AR 72730
479-267-3865
479-267-3805 (fax)

Memo

To: Farmington City Council
Ernie Penn, Mayor
Kelly Penn, City Clerk

From: Mayor Ernie L Penn

A handwritten signature in blue ink, appearing to read "Ernie L Penn".

Re: Amended 2020 Budget

Date: February 16, 2021

Recommendation

City staff recommends approval of this request

Background

The City is required to present an Amended Budget for the previous fiscal year to the City Council for approval.

Discussion

The amended budget discloses the final exact expenses and income for 2020.

The Actual Income received **exceeded** our budgeted income by **\$616,726.76**

Total income for the year was **\$5,220,726.76** vs. Total Expenses of **\$5,081,435.15** for a surplus carryover of **\$139,291.61**

The City of Farmington was able to pay for the PD expansion and furniture (\$646,021.70), and our \$150,000 commitment to the library expansion remodel and purchase the house at 11155 Rosebay (\$275,000) for the Meadowsweet drainage project from our income **WITHOUT** having to use any of our reserve funds.

Budget Impact

None

GENERAL BUDGET

ITEM	INCOME	BUGET 2020	AMOUNT OVER/UNDER	AMEND
	ACTUAL		2020 BUDGET	2020 BUDGET
INCOME				
ACCIDENT REPORT	\$1,650.00	\$1,500.00	\$150.00	\$1,650.00
ACT 833	\$24,224.41	\$20,000.00	\$4,224.41	\$24,224.41
ALCOHOL TAX	\$3,267.90	\$3,500.00	-\$232.10	\$3,267.90
ANIMAL CONTROL	\$1,800.00	\$2,500.00	-\$700.00	\$1,800.00
BUILDING INSPECTION	\$241,993.00	\$100,000.00	\$141,993.00	\$241,993.00
BUSINESS LICENSE	\$6,295.00	\$6,000.00	\$295.00	\$6,295.00
CARES ACT INCOME	\$236,676.42	\$0.00	\$236,676.42	\$236,676.42
COURT FINES	\$129,508.20	\$120,000.00	\$9,508.20	\$129,508.20
CITY SALES TAX	\$1,863,692.45	\$1,350,000.00	\$513,692.45	\$1,863,692.45
COUNTY TURNBACK	\$506,721.12	\$475,000.00	\$31,721.12	\$506,721.12
DEVELOPMENT FEE	\$40,053.43	\$10,000.00	\$30,053.43	\$40,053.43
FRANCHISE FEES	\$402,279.80	\$375,000.00	\$27,279.80	\$402,279.80
GARAGE SALE PERM	\$1,030.00	\$3,000.00	-\$1,970.00	\$1,030.00
GRANTS	\$5,933.93	\$0.00	\$5,933.93	\$5,933.93
INTEREST	\$54,941.35	\$45,000.00	\$9,941.35	\$54,941.35
MISC INCOME	\$123,472.86	\$0.00	\$123,472.86	\$123,472.86
OFF DUTY POLICE REIMBURSEMENT	\$0.00	\$4,000.00	-\$4,000.00	\$0.00
PARK RENTAL/DONA	\$2,050.00	\$3,500.00	-\$1,450.00	\$2,050.00
PAYMENT IN LIEU OF IMPROVEMENTS	\$0.00	\$0.00	\$0.00	\$0.00
STATE SALES TAX	\$1,371,621.60	\$1,200,000.00	\$171,621.60	\$1,371,621.60
SPORTS COMPLEX FEES	\$32,385.00	\$40,000.00	-\$7,615.00	\$32,385.00
SRO REMB	\$82,494.46	\$100,000.00	-\$17,505.54	\$82,494.46
STATE TURNBACK	\$88,635.83	\$95,000.00	-\$6,364.17	\$88,635.83
TRANSFER INCOME	\$0.00	\$650,000.00	\$0.00	\$0.00
TOTAL	\$5,220,726.76	\$ 4,604,000.00	1,266,726.76	\$5,220,726.76
	ACTUAL	2020 BUDGET	AMOUNT LEFT/(OVER)	2020 AMENDED
ANIMAL			2020 BUDGET	
FUEL	\$963.08	\$2,000.00	\$1,036.92	\$963.09
MATERIALS/SUPPLIES	\$607.73	\$1,100.00	\$492.27	\$607.73
NEW EQUIP	\$0.00	\$0.00	\$0.00	\$0.00
PAYROLL	\$64,146.27	\$59,600.00	-\$4,546.27	\$64,146.27
PROFESSIONAL SERV	\$2,950.05	\$15,000.00	\$12,049.95	\$2,950.05
REPAIR/MAINT - AUTO	\$250.64	\$1,500.00	\$1,249.36	\$250.64
REPAIR/MAINT - EQUIPMENT	\$0.00	\$500.00	\$500.00	\$0.00
REPAIR/MAINT - TRUCK	\$32.91	\$0.00	-\$32.91	\$32.91
TRAVEL	\$0.00	\$500.00	\$500.00	\$0.00
UNIFORMS	\$32.22	\$500.00	\$467.78	\$32.22
SUB TOTAL ANIMAL	\$68,982.90	\$80,700.00	\$11,717.10	\$68,982.91
BUILDING INSP				
FUEL	\$1,597.45	\$2,500.00	\$902.55	\$1,597.45
PAYROLL	\$89,295.63	\$92,200.00	\$2,904.37	\$89,295.63
REPAIR/MAINT AUTO	\$418.43	\$1,000.00	\$581.57	\$418.43
TRAVEL/TRAINING	\$970.65	\$3,000.00	\$2,029.35	\$970.65
UNIFORMS	\$120.20	\$1,000.00	\$879.80	\$120.20

CITY OF FARMINGTON
2020 AMENDED BUDGET

	ACTUAL	2020 BUDGET	AMOUNT LEFT/(OVER)	2020 AMENDED
SUB TOTAL BLD INSP.	\$92,402.36	\$99,700.00	7,297.64	\$92,402.36
FIRE DEPARTMENT				
ADVERTISING	\$565.00	\$1,000.00	435.00	\$565.00
BUILDING MAINT & CLEANING	\$3,454.46	\$0.00		\$3,454.46
FUEL	\$4,845.32	\$7,000.00	2,154.68	\$4,845.32
HAZMAT EXP	\$2,270.12	\$2,400.00	129.88	\$2,270.12
MATERIALS/SUPPLIES	\$11,599.88	\$8,500.00	-3,099.88	\$11,599.88
MISCELLANOUS	\$0.00	\$500.00	500.00	\$0.00
NEW EQUIPMENT	\$22,167.02	\$6,500.00	-15,667.02	\$22,167.02
PAYROLL	\$587,080.83	\$538,400.00	-48,680.83	\$587,080.83
REPAIR/MAINT BUILDING	\$27,258.82	\$400.00	-26,858.82	\$27,258.82
REPAIR/MAINT EQUIP	\$5,726.79	\$5,000.00	-726.79	\$5,726.79
REPAIR/MAINT TRUCK	\$7,774.96	\$10,000.00	2,225.04	\$7,774.96
TRAVEL	\$6,807.72	\$10,000.00	3,192.28	\$6,807.72
UNIFORMS	\$16,710.35	\$17,500.00	789.65	\$16,710.35
SUB TOTAL FIRE	\$696,261.27	\$607,200.00	-89,061.27	\$696,261.27
ADMINSTRATIVE				
ADDITIONAL SERVICE	\$220,853.61	\$180,000.00	-\$40,853.61	\$220,853.61
ADVERTISING EXP	\$5,535.13	\$6,000.00	\$464.87	\$5,535.13
BLDG/MAINT	\$48,287.31	\$30,000.00	-\$18,287.31	\$48,287.31
CREDIT CARD FEE EXPENSE	\$2,453.40	\$5,000.00	\$2,546.60	\$2,453.40
ELECTION EXPENSES	\$0.00	\$5,000.00	\$5,000.00	\$0.00
ENGINNERING FEES	\$180,615.89	\$80,000.00	-\$100,615.89	\$180,615.89
INSURANCE	\$61,891.86	\$50,000.00	-\$11,891.86	\$61,891.86
LEGAL EXPENSE	\$0.00	\$10,000.00	\$10,000.00	\$0.00
MATERIALS/SUPPLIES	\$15,986.03	\$17,000.00	\$1,013.97	\$15,986.03
MISC EXP	\$301,567.45	\$2,000.00	-\$299,567.45	\$301,567.45
NEW EQUIP	\$33,799.37	\$10,000.00	-\$23,799.37	\$33,799.37
PAYROLL CITY ATT	\$54,358.00	\$60,000.00	\$5,642.00	\$54,358.00
PAYROLL ELECTED	\$145,845.53	\$125,000.00	-\$20,845.53	\$145,845.53
PAYROLL REGULAR	\$271,477.91	\$245,000.00	-\$26,477.91	\$271,477.91
PLANNING COMM	\$17,976.11	\$20,000.00	\$2,023.89	\$17,976.11
POSTAGE	\$375.04	\$1,500.00	\$1,124.96	\$375.04
PROF. SERVICE	\$18,836.37	\$10,000.00	-\$8,836.37	\$18,836.37
REPAIR/MAINT BUILDING	\$2,650.56	\$2,000.00	-\$650.56	\$2,650.56
REPAIR/MAINT EQUIP	\$287.10	\$0.00	-\$287.10	\$287.10
REPAIR/MAINT OFFICE EQUIP	\$3,821.47	\$2,500.00	-\$1,321.47	\$3,821.47
RETURNED CHECK	\$25.00	\$0.00	-\$25.00	\$25.00
SERVICE CHARGE	\$172.17	\$0.00	-\$172.17	\$172.17
TECHNICAL SUPP	\$43,969.00	\$40,000.00	-\$3,969.00	\$43,969.00
TELECOMMUNICATIONS EX	\$7,401.33	\$4,000.00	-\$3,401.33	\$7,401.33
TRAVEL/TRAINING	\$6,814.38	\$20,000.00	\$13,185.62	\$6,814.38
UTILITIES	\$70,572.96	\$65,000.00	-\$5,572.96	\$70,572.96
SUB TOTAL ADMIN.	\$1,515,572.98	\$990,000.00	-\$525,572.98	\$1,515,572.98
COURT				
MATERIALS/SUPPLIES	\$2,033.22	\$3,000.00	966.78	\$2,033.22

CITY OF FARMINGTON
2020 AMENDED BUDGET

	ACTUAL	2020 BUDGET	AMOUNT LEFT/(OVER)	2020 AMENDED
MISC	\$0.00	\$400.00	\$400.00	\$0.00
NEW EQUIPMENT	\$0.00	\$3,000.00	\$3,000.00	\$0.00
PROSECUTING ATTORNEY	\$18,000.00	\$18,000.00	\$0.00	\$18,000.00
PAYROLL - REGULAR	\$76,416.40	\$77,900.00	\$1,483.60	\$76,416.40
POSTAGE	\$146.01	\$1,800.00	\$1,653.99	\$146.01
REPAIR/MAIN - OFFICE EQUIP	\$57.60	\$0.00	-\$57.60	\$57.60
SPECIAL COURT COSTS	\$5,940.00	\$6,000.00	\$60.00	\$5,940.00
TRAVEL	\$300.00	\$6,000.00	\$5,700.00	\$300.00
SUB TOTAL COURT	\$102,893.23	\$116,100.00	\$13,206.77	\$102,893.23
POLICE				
ADVERTISING	\$90.00	\$100.00	\$10.00	\$90.00
BREATHAYLZER	\$2,338.57	\$700.00	-\$1,638.57	\$2,338.57
CAPITAL IMPROVEMENT	\$646,021.70	\$500,000.00	-\$146,021.70	\$646,021.70
DRUG TASK FORCE	\$1,500.00	\$2,000.00	\$500.00	\$1,500.00
FUEL	\$25,571.54	\$48,000.00	\$22,428.46	\$25,571.54
GRANT EXPENSE	\$0.00	\$0.00	\$0.00	\$0.00
MATERIALS/SUPPLIES	\$36,660.43	\$50,000.00	\$13,339.57	\$36,660.43
MISC	\$0.00	\$500.00	\$500.00	\$0.00
NEW EQUIPMENT	\$35,069.25	\$56,000.00	\$20,930.75	\$35,069.25
OFF DUTY POLICE PAY	\$0.00	\$4,000.00	\$4,000.00	\$0.00
PAYROLL REGULAR	\$1,132,924.57	\$1,187,800.00	\$54,875.43	\$1,132,924.57
PAYROLL SRO	\$123,803.18	\$148,963.00	\$25,159.82	\$123,803.18
REPAIR/MAINT AUTO	\$39,604.39	\$25,000.00	-\$14,604.39	\$39,604.39
REPAIR/MAINT EQUIP	\$0.00	\$3,000.00	\$3,000.00	\$0.00
TRAVEL	\$1,383.36	\$10,000.00	\$8,616.64	\$1,383.36
UNIFORMS	\$9,933.40	\$12,000.00	\$2,066.60	\$9,933.40
SUB TOTAL POLICE	\$2,054,900.39	\$2,048,063.00	-\$6,837.39	\$2,054,900.39
LIBRARY EXP	\$55,000.00	\$55,000.00	0.00	\$55,000.00
TRANSFER FOR CAPITAL EXPENSE	\$150,000.00	\$150,000.00	0.00	\$150,000.00
	\$205,000.00	\$205,000.00	0.00	\$205,000.00
PARKS				
ADDITIONAL SERVICES	\$0.00	\$0.00	\$0.00	\$0.00
CAPITAL IMPROVEMENT	\$27,000.00	\$0.00	-\$27,000.00	\$27,000.00
BUILDING MAINT & CLEANING	\$0.00	\$0.00	\$0.00	\$0.00
FUEL	\$1,465.32	\$3,500.00	\$2,034.68	\$1,465.32
MATERIALS/SUPPLIES	\$8,770.75	\$10,000.00	\$1,229.25	\$8,770.75
MISC	\$0.00	\$0.00	\$0.00	\$0.00
NEW EQUIPMENT	\$0.00	\$10,000.00	\$10,000.00	\$0.00
PAYROLL	\$204,416.74	\$183,300.00	-\$21,116.74	\$204,416.74
PAYROLL SPORTS	\$0.00	\$0.00	\$0.00	\$0.00
PROFESSIONAL SER	\$12,960.92	\$2,500.00	-\$10,460.92	\$12,960.92
REPAIR/MAINT EQUIP	\$2,332.19	\$3,000.00	\$667.81	\$2,332.19
SPORTS PARK FUEL	\$1,110.41	\$1,500.00	\$389.59	\$1,110.41
SPORTS PARK MATERIALS	\$5,994.56	\$22,000.00	\$16,005.44	\$5,994.56
SPORTS PARK NEW EQUIP	\$0.00	\$10,000.00	\$10,000.00	\$0.00
SPORTS PARK PROFESSIONAL	\$19,351.67	\$45,000.00	\$25,648.33	\$19,351.67
SPORTS PARK REPAIR	\$3,646.58	\$2,500.00	-\$1,146.58	\$3,646.58
SPORTS PARK UNIFORMS	\$1,062.90	\$0.00	-\$1,062.90	\$1,062.90

January 26, 2021

CITY OF FARMINGTON
2020 AMENDED BUDGET

	ACTUAL	2020 BUDGET	AMOUNT LEFT/(OVER)	2020 AMENDED
SPORTS PARK UTILITIES	\$19,107.67	\$12,000.00	-\$7,107.67	\$19,107.67
TRAVEL & TRAINING	\$0.00	\$0.00	\$0.00	\$0.00
UNIFORMS	\$201.58	\$1,000.00	\$798.42	\$201.58
UTILITIES	\$5,880.73	\$5,000.00	-\$880.73	\$5,880.73
REFUND FEES	\$32,120.00	\$0.00	-\$32,120.00	
SUB TOTAL PARKS	\$345,422.02	\$311,300.00	-\$34,122.02	\$313,302.02
		2020 BUDGET	UNDER/OVER BUDGET	2019 AMENDED
GRAND TOTAL EXPENSE	\$5,081,435.15	\$4,458,063.00	-\$623,372.15	\$5,081,435.15

TOTAL ACTUAL INCOME-ACTUAL
EXPENSE

\$ 139,291.61 CARRYOVER

STREET DEPT				
ITEM	INCOME	BUDGET	AMOUNT OVER	AMEND
	ACTUAL	2020	2020 BUDGET	2020
INCOME				
GRANTS	\$268,550.00	\$0.00	\$268,550.00	\$268,550.00
INTEREST	\$342.70	\$1,000.00	-\$657.30	\$342.70
MISC INCOME	\$175.00	\$100.00	\$75.00	\$175.00
COUNTY TURNBACK	\$54,770.19	\$40,000.00	\$14,770.19	\$54,770.19
STATE TURNBACK	\$450,981.55	\$406,945.75	\$44,035.80	\$450,981.55
TRANSFER FROM GENERAL FUND	\$0.00	\$200,000.00	-\$200,000.00	\$0.00
TOTAL	\$774,819.44	\$648,045.75	\$126,773.69	\$ 774,819.44
EXPENSES				
EXPENSES	EXPENSE ACTUAL	BUDGET 2020	AMOUNT LEFT	AMENDED
			IN 2020 BUDGET	BUDGET
ADDITIONAL SERVICES	\$5,747.00	\$0.00	-\$5,747.00	\$5,747.00
ADVERTISING	\$354.68	\$1,000.00	\$645.32	\$354.68
BUILDING MAINT & CLEANING	\$1,333.46	\$0.00		\$1,333.46
CREDIT CARD FEE EXPENSE	\$763.46	\$0.00		\$763.46
ENGINEERING FEES	\$44,395.78	\$30,000.00	-\$14,395.78	\$44,395.78
FUEL	\$4,651.55	\$8,000.00	\$3,348.45	\$4,651.55
MATERIALS & SUPP	\$17,449.66	\$12,000.00	-\$5,449.66	\$17,449.66
MISC EXPENSE	\$7,549.80	\$500.00	-\$7,049.80	\$7,549.80
NEW EQUIPMENT	\$64,569.81	\$25,000.00	-\$39,569.81	\$64,569.81
PAYROLL & BENEFITS	\$201,076.53	\$199,445.75	-\$1,630.78	\$201,076.53
PROFESSIONAL SER	\$133,426.09	\$1,000.00	-\$132,426.09	\$133,426.09
REPAIR BUILDING	\$65.85	\$0.00	-\$65.85	\$65.85
REPAIR EQUIP	\$8,654.60	\$10,000.00	\$1,345.40	\$8,654.60
STREET LIGHTS	\$115,256.18	\$150,400.00	\$35,143.82	\$115,256.18
STREET ROAD REPAIR	\$88,490.95	\$200,000.00	\$111,509.05	\$88,490.95
TRAVEL/TRAINING	\$0.00	\$500.00	\$500.00	\$0.00
UNIFORMS	\$809.25	\$2,200.00	\$1,390.75	\$809.25
UTILITIES	\$12,149.86	\$8,000.00	-\$4,149.86	\$12,149.86
TOTAL	\$706,744.51	\$648,045.75	-\$56,601.84	\$ 706,744.51
TOTAL INCOME - EXPENSE	\$	68,074.93		

LIBRARY

ITEM	INCOME	BUDGET	AMOUNT LEFT	AMEND
	ACTUAL	2020	2020	2020
INCOME				
DONATIONS	\$57,620.00	\$0.00	57,620.00	\$57,620.00
FINES	\$1,459.63	\$4,000.00	-2,540.37	\$1,459.63
GRANTS	\$0.00	\$0.00	0.00	\$0.00
INTEREST	\$265.31	\$0.00	265.31	\$265.31
MISCELLANOUS	\$479.40	\$0.00	479.40	\$479.40
GENERAL FUND	\$205,000.00	\$205,000.00	0.00	\$205,000.00
WASH CO. LIBRARY	\$184,232.00	\$184,231.00	1.00	\$184,232.00
TOTAL	\$449,056.34	\$393,231.00	55,825.34	\$449,056.34
EXPENSES	ACTUAL	BUDGET 2020	AMOUNT LEFT	AMENDED
			IN 2020 BUDGET	2020 BUDGET
ADVERTISING	\$807.71	\$1,000.00	0.00	\$807.71
BOOKS AND MEDIA	\$25,551.92	\$32,000.00	6,448.08	\$25,551.92
BUILDING MAINT & CLEANING	\$1,983.22	\$0.00	-1,983.22	\$1,983.22
CAPITAL IMPROVEMENT	\$536,013.12	\$0.00	-536,013.12	\$536,013.12
CREDIT CARD FEE EXPENSE	-\$575.70			-\$575.70
MATERIALS AND SUPP	\$13,274.53	\$10,931.00	-2,343.53	\$13,274.53
MISCELLANOUS	\$600.70	\$500.00	-100.70	\$600.70
NEW EQUIPMENT	\$2,170.49	\$3,000.00	829.51	\$2,170.49
PAYROLL & BENEFITS	\$179,035.03	\$175,000.00	-4,035.03	\$179,035.03
POSTAGE	\$125.25	\$300.00	174.75	\$125.25
PROFESSIONAL SERVICES	\$0.00	\$0.00	0.00	\$0.00
PROGRAMS	\$0.00	\$4,000.00	4,000.00	\$0.00
REPAIR-MAINT BUILD	\$797.12	\$4,500.00	3,702.88	\$797.12
TECHNICAL SUPPORT	\$10,404.37	\$8,500.00	-1,904.37	\$10,404.37
TRAVEL, TRAINING, MEETINGS	\$476.00	\$1,000.00	524.00	\$476.00
UTILITES	\$2,347.69	\$2,500.00	152.31	\$2,347.69
TOTAL EXPENSE	\$773,011.45	\$243,231.00	-529,780.45	\$773,011.45
TOTAL INCOME-EXPENSE	-\$323,955.11	FROM PREVIOUS YEARS CARRY OVER		

Agenda Item 11

RESOLUTION NO. 2021-04

A RESOLUTION IN SUPPORT OF AN APPLICATION FOR THE LOCAL LAW ENFORCEMENT BLOCK GRANT

WHEREAS, the City of Farmington, Arkansas, has a desire to support the Farmington Police Department; and

WHEREAS, the LLEBG is making funds available in the form of grant funding; and

WHEREAS, the Chief of Police for the City of Farmington plans to apply for the aforementioned grant monies.

NOW, THEREFORE, BE IT RESOLVED BY THE CITY COUNCIL OF THE CITY OF FARMINGTON, ARKANSAS:

That the City Council and Mayor hereby support the application of grant funding from the LLEB Grant Program for the Farmington Police Department and if the grant is awarded, the Farmington City Council understands and acknowledges that the City of Farmington will need to appropriate any funds necessary to match the funds appropriated for the grant.

PASSED AND APPROVED on this ___ day of _____, 2021.

APPROVED:

ERNIE PENN, MAYOR

ATTEST:

KELLY PENN
CITY CLERK

Agenda Item 12

ORDINANCE NUMBER 2021-02

AN ORDINANCE ABANDONING AND VACATING A RIGHT OF WAY THIRTY FEET IN WIDTH ADJACENT TO LOTS 13 THROUGH 19 IN THE HAMBLENS SUBDIVISION IN THE CITY OF FARMINGTON, DECLARING AN EMERGENCY, AND FOR OTHER PURPOSES

The City Council of the City of Arkansas, Arkansas, meeting in regular session, makes the following findings of fact and enacts the following provisions:

WHEREAS, the Hamblens Subdivision was accepted by the Farmington City Council on May 13, 1969, and a 30' Right of Way was dedicated to the city on June 3, 1969, and

WHEREAS, Lots 13 through 19 in the subdivision have never been developed with residential structures and the 30' Right of Way abutting the lots has never been constructed to city standards as a paved throughfare and has never been utilized by the public as a throughfare, and

WHEREAS, Daniel Ramsfield and Donna Ramsfield, husband and wife, as the owners of 64 N. St. John Place, Lot 12 of the Grand Oaks Subdivision to the City of Farmington, whose property abuts a portion of the platted 30-foot Right of Way, purchased Lots 13 through 19 in the Hamblens Subdivision and requested the city to vacate the Right of Way, and

WHEREAS, a resolution was passed and approved by the Farmington City Council on January 11, 2021 setting a public hearing to discuss the vacation of the Right of Way, and

WHEREAS, Shane O. Miller and Jeanine A. Miller, husband and wife, as the owners of 43 N. Ridge Drive, Lot 6 of the Magnolia Ridge Subdivision to the City of Farmington, whose property abuts a portion of the platted 30-foot Right of Way, subsequently purchased Lots 13, 14 and 15 from Daniel Ramsfield and Donna Ramsfield, and

WHEREAS, the 30' Right of Way has never been used by the public and is not required for the city's corporate purposes in order to provide for the public welfare, safety, comfort, or convenience of its inhabitants; and

WHEREAS, after due notice of the public hearing as required by law, the Farmington City Council heard all persons desiring to be heard on the question and has ascertained that the Right of Way dedicated to the public and sought to be vacated and abandoned is not required for the city's corporate purposes in order to provide for the public welfare, safety, comfort, or convenience of its inhabitants.

NOW, THEREFORE, be it ordained by the City Council of the City of Farmington,

Arkansas:

Section 1. That the City of Farmington, Arkansas, under Arkansas Code Annotated §14-54-104(2), hereby releases, vacates, and abandons all of its rights, together with the rights of the public generally, in and to those portions of the 30' Right of Way in the Hamblens Subdivision, and more specifically the portion that abuts Lots 13, 14 and 15, which have been purchased by Shane O. Miller and Jeanine A. Miller and Lots 16, 17, 18 and 19, which have been purchased by Daniel Ramsfield and Donna Ramsfield, and that the same is hereby, abandoned and vacated as dedicated streets, roads, or alleyways and that fee simple title to the Right of Way dedicated and adjacent to Lots 13, 14 and 15 are hereby vested, assigned, and granted to Shane O. Miller and Jeanine A. Miller, husband and wife, and that fee simple title to the Right of Way dedicated and adjacent to Lots 16, 17, 18 and 19 are hereby vested, assigned, and granted to Daniel Ramsfield and Donna Ramsfield, husband and wife.

Section 2. That a copy of this ordinance, duly certified by the City Clerk of the City of Farmington, Arkansas, shall be recorded in the office of the Circuit Clerk and Ex-Officio Recorder of Washington County, Arkansas.

Section 3. Emergency Clause. That the City Council of the City of Farmington further determines that it is not necessary to delay the enactment of this ordinance for further review; therefore, an emergency is hereby declared, and this ordinance shall be in full force and effect from and after its passage and approval.

PASSED AND APPROVED this 15th day of February 2021.

APPROVED:

By: _____
Ernie Penn, Mayor

ATTEST:

By: _____
Kelly Penn, City Clerk

HAMBLENS SUBDIVISION

LEGAL DESCRIPTION

PART OF THE SOUTH HALF OF THE SOUTHWEST QUARTER, SECTION 23, TOWNSHIP 16 NORTH, RANGE 31 WEST, CITY OF FARMINGTON, WASHINGTON COUNTY, ARKANSAS, MORE PARTICULARLY DESCRIBED AS FOLLOWS:

BEGINNING AT A POINT THAT IS 60 FEET NORTH OF THE NORTHWEST CORNER OF BLOCK 3 IN FARMINGTON, ARKANSAS, WHICH IS ALSO 1160 FEET EAST AND 60 FEET NORTH OF THE SOUTHWEST CORNER OF SAID SECTION 23; THENCE EAST, 300 FEET; THENCE N 0° 35' W, 602.3 FEET; THENCE N 72° 30' W, 216.5 FEET; THENCE N 25° 45' W, 54.5 FEET; THENCE NORTH 76° W, 169 FEET; THENCE S 69° W, 148.5 FEET; THENCE N 66° W, 287.1 FEET; THENCE N 75° 30' W, 162.4 FEET; THENCE N 80° W, 184.8 FEET; THENCE S 40° W, 37.6 FEET; THENCE N 66° 30' W, 368.3 FEET TO A POINT ON THE SECTION LINE; THENCE SOUTH ALONG THE SECTION LINE 195.2 FEET TO A POINT THAT IS 1651.6 FEET SOUTH OF THE NORTHWEST CORNER OF THE SOUTHWEST QUARTER; THENCE S 66° 13' E, 1263.9 FEET; THENCE S 0° 17' E, 165.2 FEET TO THE POINT OF BEGINNING.

OWNERS CERTIFICATE AND DEDICATION

WE, THE UNDERSIGNED, HEREBY CERTIFY THAT WE ARE THE SOLE OWNERS OF THE ABOVE PLATTED LAND AND HEREBY DEDICATE ALL STREETS AND EASEMENTS FOR PUBLIC USE.

SUBSCRIBED AND SWORN TO ME THIS 12 DAY OF June 1969.

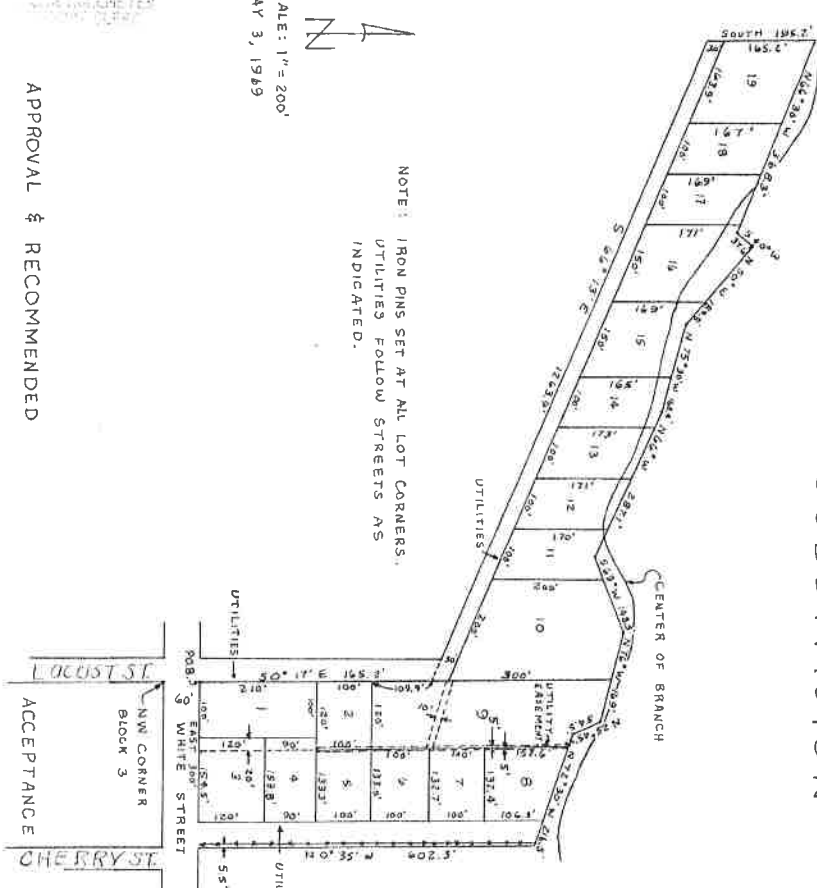
 NOTARY PUBLIC
 MY COMMISSION EXPIRES 12-14-1970

SURVEYORS CERTIFICATE

I HEREBY CERTIFY THIS PLAT TO BE TRUE AND CORRECT TO THE BEST OF MY KNOWLEDGE AND BELIEFS THIS 5 DAY OF May 1969.

RALPH SHREVE
 REGISTERED
 LAND SURVEYOR
 STATE OF
 ARKANSAS
 NO. 102

SEAL



NOTE: IRON PINS SET AT ALL LOT CORNERS. UTILITIES FOLLOW STREETS AS INDICATED.

SCALE: 1" = 200'
 MAY 3, 1969

APPROVAL & RECOMMENDED

APPROVED AND RECOMMENDED BY THE
 FARMINGTON CITY PLANNING COMMISSION
 THIS 12 DAY OF May 1969.

CHAIRMAN

ACCEPTED BY FARMINGTON CITY COUNCIL
 THIS 12 DAY OF May 1969.

ACCEPTANCE

CITY CLERK

DRAWN BY: PHIL MCCONNELL

ADJACENT PROPERTY OWNER NOTIFICATION
FORM FOR RIGHT- OF- WAY, ALLEY, AND EASEMENT VACATION REQUESTS
(One form must be completed for each adjacent property owner or utility provider)

Date: 1/7/2021

U.E. being 30' in width running parallel and adjacent to the north boundary line of Grand Oaks Phase 1 & II and Magnolia Ridge S/D, then parallel and adjacent to the south

Address / location of vacation request: boundary line of Lots 19-13 of Hamblens S/D

Adjacent property address: 64, 60, 56, 52, 48, 44 N St. John Place; 43 N. Ridge Dr ; and Lots 19 -13 Hamblens S/D

I have been notified of the petition to vacate the following (*alley, easement, and/or right-of-way*), described as follows: (*Include legal description and graphic representation of what is being vacated*)

U.E. being 30' in width running parallel and adjacent to the northern boundary line of 64, 60, 56, 52, 48, 44 N St. John Place located in Grand Oaks Phase 1 & II and 43 N. Ridge Drive located in Magnolia Ridge S/D, then parallel and adjacent to the southern boundary line of Lots 19-13 of Hamblens S/D. Location of said easement recorded at Book 3, Page 467.

ADJACENT PROPERTY OWNERS COMMENTS (please check one):

I have been notified of the requested vacation and decline to comment.

I **do not object** to the vacation described above.

I **do object** to the requested vacation because:

Utility Provider
Name of Adjacent Property Owner (*printed*) Brandon Sebena, Sr. Operations Manager, Black Hills Energy Arkansas, Inc.

Utility Provider
Signature of Adjacent Property Owner 



UTILITY APPROVAL FORM

FOR RIGHT- OF- WAY, ALLEY, AND
UTILITY EASEMENT VACATIONS

DATE: 1/4/2021

UTILITY COMPANY: CITY OF FAYETTEVILLE WATER & SEWER

APPLICANT NAME: DAN RAMSFIELD APPLICANT PHONE: 479-238-4611

REQUESTED VACATION (applicant must check all that apply):

- Utility Easement
- Right-of-way for alley or streets and all utility easements located within the vacated right- of- way.
- Alley
- Street right-of-way

I have been notified of the petition to vacate the following (alley, easement, right-of-way), described as follows:

General location / Address REAR OF 64 SAINT JOHN PLACE TO REAR OF 43 RIDGE DRIVE
AKA HAMBLEN'S SUBDIVISION LOTS 13, 14, 15, 16, 17, 18 & 19

(ATTACH legal description and graphic representation of what is being vacated-SURVEY)

UTILITY COMPANY COMMENTS:

- No objections to the vacation(s) described above, and no comments.
- No objections to the vacation(s) described above, provided following described easements are retained.
(State the location, dimensions, and purpose below.)

No objections provided the following conditions are met:

[Signature]

Signature of Utility Company Representative

W&S OPERATIONS MANAGER

Title

ADJACENT PROPERTY OWNER NOTIFICATION
FORM FOR RIGHT-OF-WAY, ALLEY, AND EASEMENT VACATION REQUESTS
(One form must be completed for each adjacent property owner or utility provider)

Date: 12/29/20

Address/location of vacation request: Hambleus Subdivision Lots 13-19 Easement

Adjacent property address: 40, 44, 48, 52, 56, 60, 64, 68 Saint John Place and
43 N Ridge Drive Farmington AR 72730

I have been notified of the petition to vacate the following (alley, easement, and/or right-of-way), described as follows: (Include legal description and graphic representation of what is being vacated)


ADJACENT PROPERTY OWNERS COMMENTS (please check one):

I have been notified of the requested vacation and decline to comment.

I do not object to the vacation described above.

I do object to the requested vacation because:

Name of Adjacent Property Owner (printed) CHRISTIAN DICKEY
SWEPCO ENG. TECHNICIAN

Signature of Adjacent Property Owner 

ADJACENT PROPERTY OWNER NOTIFICATION
FORM FOR RIGHT-OF-WAY, ALLEY, AND EASEMENT VACATION REQUESTS
(One form must be completed for each adjacent property owner or utility provider)

Date: 12/29/20

Address/location of vacation request: Hambleus Subdivision Lots 13-19 Easement

Adjacent property address: 40, 44, 48, 52, 56, 60, 64, 68 Saint John Place and
43 N Ridge Drive Farmington AR 72730

I have been notified of the petition to vacate the following (alley, easement, and/or right-of-way), described as follows: (Include legal description and graphic representation of what is being vacated)

Cox Communication

~~ADJACENT PROPERTY OWNERS~~ COMMENTS (please check one):

I have been notified of the requested vacation and decline to comment.

I **do not object** to the vacation described above. *

I **do object** to the requested vacation because:

*Any damage or relocation of existing facilities will be at the applicant's expense

Cox Communication

~~Name of Adjacent Property Owner~~ (printed) Jason Combs

Signature of Adjacent Property Owner 

ADJACENT PROPERTY OWNER NOTIFICATION
FORM FOR RIGHT-OF-WAY, ALLEY, AND EASEMENT VACATION REQUESTS
(One form must be completed for each adjacent property owner or utility provider)

Date: 12/29/20

Address / location of vacation request: Hambleus Subdivision Lots 13-19 Easement

Adjacent property address: 40, 44, 48, 52, 56, 60, 64, 68 Saint John Place and
43 N Ridge Drive Farmington AR 72730

I have been notified of the petition to vacate the following (alley, easement, and/or right-of-way), described as follows: (Include legal description and graphic representation of what is being vacated)

ADJACENT PROPERTY OWNERS COMMENTS (please check one):

I have been notified of the requested vacation and decline to comment.

I do not object to the vacation described above.

I do object to the requested vacation because:

Name of Adjacent Property Owner (printed) SHANE BELL - PGTELCO (UTILITY)

Signature of Adjacent Property Owner 

ADJACENT PROPERTY OWNER NOTIFICATION
FORM FOR RIGHT-OF-WAY, ALLEY, AND EASEMENT VACATION REQUESTS
(One form must be completed for each adjacent property owner or utility provider)

Date: 1/3/21

Address / location of vacation request: EASEMENT BEHIND ADDRESS BELOW

Adjacent property address: 40 SAINT JOHN PLACE FARMINGTON AR 72730

I have been notified of the petition to vacate the following (alley, easement, and/or right-of-way), described as follows: (Include legal description and graphic representation of what is being vacated)

ADJACENT PROPERTY OWNERS COMMENTS (please check one):

I have been notified of the requested vacation and decline to comment.

I **do not object** to the vacation described above.

I **do object** to the requested vacation because:

Name of Adjacent Property Owner (printed) C. EVAN SMITH

Signature of Adjacent Property Owner 

ADJACENT PROPERTY OWNER NOTIFICATION
FORM FOR RIGHT-OF-WAY, ALLEY, AND EASEMENT VACATION REQUESTS
(One form must be completed for each adjacent property owner or utility provider)

Date: 1/3/21

Address / location of vacation request: EASEMENT BEHIND ADDRESS BELOW

Adjacent property address: 44 SAINT JOHN PLACE FARMINGTON AR 72730

I have been notified of the petition to vacate the following (alley, easement, and/or right-of-way), described as follows: (Include legal description and graphic representation of what is being vacated)


ADJACENT PROPERTY OWNERS COMMENTS (please check one):

I have been notified of the requested vacation and decline to comment.

I **do not** object to the vacation described above.

I **do** object to the requested vacation because:

Name of Adjacent Property Owner (printed) Darryl Harris

Signature of Adjacent Property Owner 

ADJACENT PROPERTY OWNER NOTIFICATION
FORM FOR RIGHT- OF- WAY, ALLEY, AND EASEMENT VACATION REQUESTS
(One form must be completed for each adjacent property owner or utility provider)

Date: 1/4/21

Address / location of vacation request: EASEMENT BEHIND ADDRESS BELOW

Adjacent property address: 48 SAINT JOHN PLACE FARMINGTON AR 72730

I have been notified of the petition to vacate the following (alley, easement, and/or right-of-way), described as follows: (Include legal description and graphic representation of what is being vacated)

ADJACENT PROPERTY OWNERS COMMENTS (please check one):

I have been notified of the requested vacation and decline to comment.

I **do not** object to the vacation described above.

I **do** object to the requested vacation because:

Name of Adjacent Property Owner (printed) Bobby J Campbell

Signature of Adjacent Property Owner 

ADJACENT PROPERTY OWNER NOTIFICATION
FORM FOR RIGHT- OF- WAY, ALLEY, AND EASEMENT VACATION REQUESTS
(One form must be completed for each adjacent property owner or utility provider)

Date: 1/3/21

Address / location of vacation request: EASEMENT BEHIND ADDRESS BELOW

Adjacent property address: 52 SAINT JOHN PLACE FARMINGTON AR 72730

I have been notified of the petition to vacate the following (alley, easement, and/or right-of-way), described as follows: (Include legal description and graphic representation of what is being vacated)

ADJACENT PROPERTY OWNERS COMMENTS (please check one):

I have been notified of the requested vacation and decline to comment.

I **do not** object to the vacation described above.

I **do** object to the requested vacation because:

Name of Adjacent Property Owner (printed) _____

Signature of Adjacent Property Owner Sybil A. Odum

ADJACENT PROPERTY OWNER NOTIFICATION
FORM FOR RIGHT-OF-WAY, ALLEY, AND EASEMENT VACATION REQUESTS
(One form must be completed for each adjacent property owner or utility provider)

Date: 1-3-21

Address / location of vacation request: Easement behind address below

Adjacent property address: 56 Saint John Place, Farmington AR 72730

I have been notified of the petition to vacate the following (alley, easement, and/or right-of-way), described as follows: (Include legal description and graphic representation of what is being vacated)

ADJACENT PROPERTY OWNERS COMMENTS (please check one):

I have been notified of the requested vacation and decline to comment.

I **do not** object to the vacation described above.

I **do** object to the requested vacation because:

Name of Adjacent Property Owner (printed) LISA D ROGERS

Signature of Adjacent Property Owner Lisa D Rogers

ADJACENT PROPERTY OWNER NOTIFICATION
FORM FOR RIGHT- OF- WAY, ALLEY, AND EASEMENT VACATION REQUESTS
(One form must be completed for each adjacent property owner or utility provider)

Date: 1/3/21

Address / location of vacation request: EASEMENT BEHIND ADDRESS BELOW

Adjacent property address: 60 SAINT JOHN PLACE FARMINGTON AR 72730

I have been notified of the petition to vacate the following (alley, easement, and/or right-of-way), described as follows: (Include legal description and graphic representation of what is being vacated)

ADJACENT PROPERTY OWNERS COMMENTS (please check one):

I have been notified of the requested vacation and decline to comment.

I **do not object** to the vacation described above.

I **do object** to the requested vacation because:

Name of Adjacent Property Owner (printed) Eugene A. Davenport
Shirley Davenport

Signature of Adjacent Property Owner Eugene A. Davenport
Shirley Davenport

ADJACENT PROPERTY OWNER NOTIFICATION
FORM FOR RIGHT-OF-WAY, ALLEY, AND EASEMENT VACATION REQUESTS
(One form must be completed for each adjacent property owner or utility provider)

Date: 1/2/21

Address / location of vacation request: EASEMENT BEHIND ADDRESS BELOW

Adjacent property address: 64 SAINT JOHN PLACE FARMINGTON AR 72730

I have been notified of the petition to vacate the following (alley, easement, and/or right-of-way), described as follows: (Include legal description and graphic representation of what is being vacated)

ADJACENT PROPERTY OWNERS COMMENTS (please check one):

I have been notified of the requested vacation and decline to comment.

I **do not object** to the vacation described above.

I **do object** to the requested vacation because:

Name of Adjacent Property Owner (printed) Daniel J. Ramsfield

Signature of Adjacent Property Owner 

ADJACENT PROPERTY OWNER NOTIFICATION
FORM FOR RIGHT-OF-WAY, ALLEY, AND EASEMENT VACATION REQUESTS
(One form must be completed for each adjacent property owner or utility provider)

Date: 1-3-21

Address / location of vacation request: Easement behind address below

Adjacent property address: 68 Saint John Place, Farmington AR 72730

I have been notified of the petition to vacate the following (alley, easement, and/or right-of-way), described as follows: (Include legal description and graphic representation of what is being vacated)

ADJACENT PROPERTY OWNERS COMMENTS (please check one):

I have been notified of the requested vacation and decline to comment.

I **do not** object to the vacation described above.

I **do** object to the requested vacation because:

Name of Adjacent Property Owner (printed) Jennie L. Mills

Signature of Adjacent Property Owner Jenni L Mills

ADJACENT PROPERTY OWNER NOTIFICATION
FORM FOR RIGHT-OF-WAY, ALLEY, AND EASEMENT VACATION REQUESTS
(One form must be completed for each adjacent property owner or utility provider)

Date: 1/3/21

Address / location of vacation request: EASEMENT BEHIND ADDRESS BELOW

Adjacent property address: 43 N. RIDGE DRIVE FARMINGTON AR 72730

I have been notified of the petition to vacate the following (alley, easement, and/or right-of-way), described as follows: (include legal description and graphic representation of what is being vacated)

ADJACENT PROPERTY OWNERS COMMENTS (please check one):

I have been notified of the requested vacation and decline to comment.

I do not object to the vacation described above.

I do object to the requested vacation because:

Name of Adjacent Property Owner (printed)

Shane Miller

Signature of Adjacent Property Owner

[Handwritten Signature]

Agenda Item 13



354 W. Main Street
P.O. Box 150
Farmington, AR 72730
479-267-3865
479-267-3805 (fax)

Memo

To: Farmington City Council
Ernie Penn, Mayor
Kelly Penn, City Clerk
From: Melissa McCarville
Re: Request Approval of Proposal for Engineering Services with Earthplan Design Alternatives
Date: February 10, 2021

Recommendation

Staff recommends approval of this proposal.

Background

In our landscape ordinance, developers are required to donate park land, or pay money in lieu of donating land. The question has come up as to whether we want land or would prefer the funds. In some cases the question has become about the particular land being donated and the proximity to existing park property.

Discussion

The Planning Commission would like to have some direction with regard to location of parks and how much park property is appropriate. The end result of this proposal is direction for staff and planning commission regarding parkland dedication requirements while bettering Farmington's community and its citizens' lives. The plan will consist of the following steps:

- PHASE 1: Project Kick-Off & Inventory
- PHASE 2: Masterplan
- PHASE 3: Studies (sub-contracted; by others)
- PHASE 4: Ordinance Update
- PHASE 5: Parks Plan Document

Budget Impact

We have budgeted \$25,000 in the park budget for engineering fees. Total lump sum- all phases \$ 24,900.00.

**SHORT FORM OF AGREEMENT
BETWEEN OWNER AND ENGINEER
FOR PROFESSIONAL SERVICES**

THIS IS AN AGREEMENT effective as of December 21, 2020 (“Effective Date”) between the **City of Farmington** (“Owner”) and **EARTHPLAN DESIGN ALTERNATIVES** (“Engineer”).

Owner’s Project, of which Engineer’s services under this Agreement are a part, is generally identified as follows: **Farmington Park Masterplan** (“Project”) (EDA Job #2284).

Engineer’s services under this Agreement are generally identified as follows:

Project Scope:

As we work with the City about to provide the desired outcome and process, the below steps and desired outcome can be adjusted. Some areas may be wished to be expanded upon while some areas may be requested to be minimal. We can work within any budget constraints you identify; however, the end product will vary depending on the budget and hour constraints. We are committed to providing you with a quality product that fits the City’s budget while also providing an excellent park plan for Farmington. We invite further conversation on this process. The end result of an excellent park plan that will direct staff’s parkland dedication requirements while bettering Farmington’s community and its citizens’ lives is an exciting opportunity. We greatly appreciate the consideration for this role!

I. PROJECT DESCRIPTION:

At the November 16, 2020 Planning Commission meeting, the Planning Commissioners requested a scope of work letter to describe the work involved in a proposed Park Masterplan. EDA provided that letter on December 3, 2020 and on December 11, 2020 a formal proposal based on that scope of work letter was provided. Below is an explanation of the involved work:

II. SCOPE OF SERVICES:

In general, the scope of services shall include a new park design for the City of Farmington, AR as follows:

- PHASE 1: **Project Kick-Off & Inventory**
- PHASE 2: **Masterplan**
- PHASE 3: **Studies** *(sub-contracted; by others)*
- PHASE 4: **Ordinance Update**
- PHASE 5: **Parks Plan Document**

More specifically, the services to be provided shall meet the following guidelines:

Phase 1: Project Kick-off & Inventory

Task 1: Goals and Objectives

(Deliverable: Vision Statement and Goals and Objectives will be developed after discussions with City staff; these elements will guide the trajectory of the park plan to meet the City’s needs)

- Develop a Preliminary Vision with stated Goals and Objectives

Task 2: Inventory Map

(Deliverable: Collected data will influence the Research and Analysis Phase (Phase 2) and will form the base layer of the Parks Map.)

- Identify the existing parks’ amenities and the *park classifications* of those parks (both within the City limits and surrounding regional recreational areas)
- Identify the City’s existing public park connections with elements such as: city trails, bike lanes, potential adjoining city trail connections, existing park and school locations, public buildings, greenspaces, areas with higher population density, Northwest Arkansas Open Space Plan. All elements will be considered as a whole to guide determinations for where parks are needed.
- Inventory will also include the following data:
 - Future Land Use Map
 - Zoning Map
 - Road network
 - Latest available aerial imagery
 - Parcel boundaries
 - Waterways and floodplains. Locations of springs and water recharge areas, important archeological areas, ecologically sensitive sites.
 - “landscape character areas”
 - Contour data
 - Water and sewer data where readily available

Total Sum PHASE 1.....\$ 4,640.00

Phase 2: Masterplan

Task 1: Research & Analysis

(Deliverable: The data collected during Phase 1 and through the Community engagement will be analyzed to guide the general areas where parks will be recommended. Ideas will be developed to guide how the City addresses the locations of, numbers of, and needed types of future parks.)

- Community engagement: determine through a community survey and through reaching out to youth and adult programs in Farmington what the community desires and needs from future parks.
- Determine what types of parks are lacking and where they are needed.
- Develop a plan to promote realistic walkability of the citizens to the parks *(a 5 or 10 minute walk plan perhaps).*
- Determine the types of parks that may be lacking and where their ideal placements might be.
- Identify ways to encourage low maintenance parks *(use of native plants and natural play designs)*
- Plan for how to guide preservation of important and special properties while preserving landscape character of specific areas of Farmington.
- Study the City’s demographics and population density patterns (current and projected based off current trends and zoning) and the impacts they could have on the City’s park needs *(more playlots for pre-school ages? Equipment for older citizens? Skate parks? Etc.)*

- Study the City's Future Land Use Plan and Zoning Maps to determine areas where parks will be needed in the future.
- Identify if the existing parks could be easily expanded upon in any manner to provide additional services.

Task 2: Parks Plan

(Deliverable: A parks masterplan map will be created in GIS; this map will show areas recommended for parks based on the data gathered through inventory, research, and analysis.)

- GIS map with the latest-available data (roads, floodplain, etc.). The City will receive a printed and digital map that will provide guidance to the City for development requirements regarding parkland acquisition.
- The map will reflect a park plan reflecting the gathered data's information and showing the areas identified as being needed and ideal for future parks.
- Once adopted by the City Council, this map will be able to be utilized to help secure City funding for parks. It will also provide a guide to the City showing what lands the City will accept as parkland versus when fee in lieu of may be the best option.
- Meetings as needed with staff.

Total Sum PHASE 2.....\$ 13,440.00

Phase 3: Studies (sub-contracted; by others)

(At one point at the Planning Commission meeting, the members discussed wanting to know the operating cost of the current parks. A study could be outsourced to provide this but the City might be better served by City Staff who likely have quick access to the needed numbers. However, interest in having a funding study done was also discussed.)

- **Funding Plan:** consider feasibility of Hotel/Motel/Restaurant (HMR) taxes, any other potential funding sources such as other taxes/fees/grants, and the current fee in lieu of rate stated in Ordinance 2016-01. (this might be a full plan or perhaps just a series of conversations with someone with experience helping City with these matters *(the work could be tailored to meet the City's desires)*, conversations with city staff that handle taxes, etc., and/or a conversation with Mr. Tennant regarding his experiences and knowledge on these matters.

Total Sum PHASE 3.....if desired, we can contact an outside firm offering these services for a proposal. Please advise.

Phase 4: Ordinance Update

(Deliverable: provide updated ordinance language)

- Line by line review and update of the park portion of Landscape Ordinance 2016-01 *(Review and update of the landscape portion of the code, if requested, can be provided but is not being considered in this Scope of Work Letter).*
- Meetings as needed with Staff.

Total Sum PHASE 4.....\$ 2,100.00

Phase 5: Parks Plan Document

(Deliverable: this document will explain the Parks Plan process, will provide an implementation plan, and will act as guidance for the City in addressing the locations of, numbers of, and needed types of future parks.

- Compilation of researched data acquired during Park Plan Process. Provides the data, the findings of the data analysis, and our recommendations.
- Meetings as needed with Staff.
- Provide an Implementation Plan for a time frame such as 10 years:
 - Action plan
 - Phasing Plan: prioritized list of projects and actions which will be broken down into short-term/medium-term/long-term phases

Total Sum PHASE 5.....\$ 4,720.00

TOTAL LUMP SUM- ALL PHASES\$ 24,900.00

Please view the following page for a time and price breakdown explaining how we came to the above numbers. This chart is our best attempt to break down the time it will take us to complete the job as outlined above.

City of Farmington Cost Breakdown for Park Plan Masterplan work

EDA job #2284 12/21/2020

Work Task Description	Planner-1	Engineer
Phase 1: Project Kick-off, Inventory, Analysis		
Task 1: Goals & Objectives	8	2
Task 2: Site Inventory	24	1
Subtotal Phase 1	32	3
	3200	420
Phase 2: Masterplan		
Task 1: Research	80	1
Task 2: Map	40	2
Subtotal Phase 2	120	3
	12000	420
Phase 3: Studies (sub-contracted; by others)	others	others
Phase 4: Ordinance Update	8	2
Subtotal Phase 2	8	2
	800	280
Phase 5: Park Plan Document		
	30	5
	30	5
	3000	700
Meetings (In proposal, spread out among overall section costs)		
<i>with City Staff (6 meetings)</i>	12	6
<i>with Planning Commission and City Council (4 meetings)</i>	8	4
<i>with City Council (2 meetings)</i>	4	2
	24	12
	2400	1680

Hours	214	25
Hourly Cost (\$/hr)	100	140
Salary Costs	\$21,400	\$3,500
Estimated Total Salary Cost	\$24,900	

Planner-1 = Sarah Geurtz, EDA
 Engineer = James Geurtz, EDA
 Mr. Steve Tennant (*per his hourly rates - separate from this proposal*)

OWNER TO PROVIDE THE FOLLOWING:

- A. All public notifications for meetings.
- B. City's legal counsel as needed for consultation regarding the code change implementation process in addition to review of any legislation change advice (to be billed separately through the City's contract with Mr. Tennant).

CHANGES IN SCOPE OF SERVICES:

1. Any change in what's desired of the park plan process different from what is outlined in this letter will result in additional fees to the owner.
2. Any service deleted from this proposal by the Owner will become the responsibility of the Owner.

Owner and Engineer further agree as follows:

1.01 Basic Agreement

- A. Engineer shall provide or furnish the Services set forth in this Agreement. If authorized by Owner, or if required because of changes in the Project, Engineer shall furnish services in addition to those set forth above ("Additional Services"); prices for said additional services will be in addition to the Estimated Total Salary Cost Sum breakdown.

2.01 Payment Procedures

- A. *Invoices:* Engineer shall prepare invoices in accordance with its standard invoicing practices and submit the invoices to Owner on a monthly basis. Invoices are due and payable within 30 days of receipt. If Owner fails to make any payment due Engineer for Services, Additional Services, and expenses within 30 days after receipt of Engineer's invoice, then (1) the amounts due Engineer will be increased at the rate of 1.0% per month (or the maximum rate of interest permitted by law, if less) from said thirtieth day, and (2) in addition Engineer may, after giving seven days written notice to Owner, suspend Services under this Agreement until Engineer has been paid in full all amounts due for Services, Additional Services, expenses, and other related charges. Owner waives any and all claims against Engineer for any such suspension.
- B. *Payment:* As compensation for Engineer providing or furnishing Services and Additional Services, Owner shall pay Engineer as set forth in Paragraphs 2.01, 2.02 (Services), and 2.03 (Additional Services). If Owner disputes an invoice, either as to amount or entitlement, then Owner shall promptly advise Engineer in writing of the specific basis for doing so, may withhold only that portion so disputed, and must pay the undisputed portion.

2.02 Basis of Payment—Hourly Rates Plus Reimbursable Expenses

- A. Owner shall pay Engineer for Services as follows:
 - 1. An amount equal to the cumulative hours charged to the Project by each class of Engineer's employees times standard hourly rates for each applicable billing class, plus reimbursement of expenses incurred in connection with providing the Services and Engineer's consultants' charges, if any.
 - 2. Engineer's Standard Hourly Rates are attached as Appendix 1 & Appendix 2.
 - 3. The total compensation for Services and reimbursable expenses is **\$24,900.00**.

2.03 Additional Services: For Additional Services, Owner shall pay Engineer an amount equal to the cumulative hours charged in providing the Additional Services by each class of Engineer's employees, times standard hourly rates for each applicable billing class; plus reimbursement of expenses incurred in connection with providing the Additional Services and Engineer's consultants' charges, if any. Engineer's standard hourly rates are attached as Appendix 1.

3.01 Termination

- A. The obligation to continue performance under this Agreement may be terminated:
 - 1. For cause,

- a. By either party upon 30 days written notice in the event of substantial failure by the other party to perform in accordance with the Agreement's terms through no fault of the terminating party. Failure to pay Engineer for its services is a substantial failure to perform and a basis for termination.
 - b. By Engineer:
 - 1) upon seven days written notice if Owner demands that Engineer furnish or perform services contrary to Engineer's responsibilities as a licensed professional; or
 - 2) upon seven days written notice if the Engineer's Services are delayed for more than 90 days for reasons beyond Engineer's control, or as the result of the presence at the Site of undisclosed Constituents of Concern, as set forth in Paragraph 5.01.I.
 - c. Engineer shall have no liability to Owner on account of a termination for cause by Engineer.
 - d. Notwithstanding the foregoing, this Agreement will not terminate as a result of a substantial failure under Paragraph 3.01.A.1.a if the party receiving such notice begins, within seven days of receipt of such notice, to correct its substantial failure to perform and proceeds diligently to cure such failure within no more than 30 days of receipt of notice; provided, however, that if and to the extent such substantial failure cannot be reasonably cured within such 30 day period, and if such party has diligently attempted to cure the same and thereafter continues diligently to cure the same, then the cure period provided for herein shall extend up to, but in no case more than, 60 days after the date of receipt of the notice.
2. For convenience, by Owner effective upon Engineer's receipt of written notice from Owner.

B. In the event of any termination under Paragraph 3.01, Engineer will be entitled to invoice Owner and to receive full payment for all Services and Additional Services performed or furnished in accordance with this Agreement, plus reimbursement of expenses incurred through the effective date of termination in connection with providing the Services and Additional Services, and Engineer's consultants' charges, if any.

4.01 Successors, Assigns, and Beneficiaries

- A. Owner and Engineer are hereby bound and the successors, executors, administrators, and legal representatives of Owner and Engineer (and to the extent permitted by Paragraph 4.01.B the assigns of Owner and Engineer) are hereby bound to the other party to this Agreement and to the successors, executors, administrators, and legal representatives (and said assigns) of such other party, in respect of all covenants, agreements, and obligations of this Agreement.
- B. Neither Owner nor Engineer may assign, sublet, or transfer any rights under or interest (including, but without limitation, money that is due or may become due) in this Agreement without the written consent of the other party, except to the extent that any assignment, subletting, or transfer is mandated by law. Unless specifically stated to the contrary in any written consent to an assignment, no assignment will release or discharge the assignor from any duty or responsibility under this Agreement.
- C. Unless expressly provided otherwise, nothing in this Agreement shall be construed to create, impose, or give rise to any duty owed by Owner or Engineer to any Constructor, other third-party individual or entity, or to any surety for or employee of any of them. All duties and responsibilities undertaken pursuant to this Agreement will be for the sole and exclusive benefit of Owner and Engineer and not for the benefit of any other party.

5.01 General Considerations

- A. The standard of care for all professional engineering and related services performed or furnished by Engineer under this Agreement will be the care and skill ordinarily used by members of the subject profession practicing under similar circumstances at the same time and in the same locality. Engineer makes no warranties, express or implied, under this Agreement or otherwise, in connection with any

services performed or furnished by Engineer. Subject to the foregoing standard of care, Engineer and its consultants may use or rely upon design elements and information ordinarily or customarily furnished by others, including, but not limited to, specialty contractors, manufacturers, suppliers, and the publishers of technical standards.

- B. Engineer shall not at any time supervise, direct, control, or have authority over any Constructor's work, nor shall Engineer have authority over or be responsible for the means, methods, techniques, sequences, or procedures of construction selected or used by any Constructor, or the safety precautions and programs incident thereto, for security or safety at the Project site, nor for any failure of a Constructor to comply with laws and regulations applicable to such Constructor's furnishing and performing of its work. Engineer shall not be responsible for the acts or omissions of any Constructor.
- C. Engineer neither guarantees the performance of any Constructor nor assumes responsibility for any Constructor's failure to furnish and perform its work.
- D. Engineer's opinions (if any) of probable construction cost are to be made on the basis of Engineer's experience, qualifications, and general familiarity with the construction industry. However, because Engineer has no control over the cost of labor, materials, equipment, or services furnished by others, or over contractors' methods of determining prices, or over competitive bidding or market conditions, Engineer cannot and does not guarantee that proposals, bids, or actual construction cost will not vary from opinions of probable construction cost prepared by Engineer. If Owner requires greater assurance as to probable construction cost, then Owner agrees to obtain an independent cost estimate.
- E. Engineer shall not be responsible for any decision made regarding the construction contract requirements, or any application, interpretation, clarification, or modification of the construction contract documents other than those made by Engineer or its consultants.
- F. All documents prepared or furnished by Engineer are instruments of service, and Engineer retains an ownership and property interest (including the copyright and the right of reuse) in such documents, whether or not the Project is completed. Owner shall have a limited license to use the documents on the Project, extensions of the Project, and for related uses of the Owner, subject to receipt by Engineer of full payment due and owing for all Services and Additional Services relating to preparation of the documents and subject to the following limitations:
 - 1. Owner acknowledges that such documents are not intended or represented to be suitable for use on the Project unless completed by Engineer, or for use or reuse by Owner or others on extensions of the Project, on any other project, or for any other use or purpose, without written verification or adaptation by Engineer;
 - 2. any such use or reuse, or any modification of the documents, without written verification, completion, or adaptation by Engineer, as appropriate for the specific purpose intended, will be at Owner's sole risk and without liability or legal exposure to Engineer or to its officers, directors, members, partners, agents, employees, and consultants;
 - 3. Owner shall indemnify and hold harmless Engineer and its officers, directors, members, partners, agents, employees, and consultants from all claims, damages, losses, and expenses, including attorneys' fees, arising out of or resulting from any use, reuse, or modification of the documents without written verification, completion, or adaptation by Engineer; and
 - 4. such limited license to Owner shall not create any rights in third parties.
- G. Owner and Engineer may transmit, and shall accept, Project-related correspondence, documents, text, data, drawings, information, and graphics, in electronic media or digital format, either directly, or through access to a secure Project website, in accordance with a mutually agreeable protocol.
- H. To the fullest extent permitted by law, Owner and Engineer (1) waive against each other, and the other's employees, officers, directors, members, agents, insurers, partners, and consultants, any and all claims for or entitlement to special, incidental, indirect, or consequential damages arising out of, resulting from, or in

any way related to this Agreement or the Project, and (2) agree that Engineer's total liability to Owner under this Agreement shall be limited to \$100,000 or the total amount of compensation received by Engineer, whichever is greater.

- I. The parties acknowledge that Engineer's Services do not include any services related to unknown or undisclosed Constituents of Concern. If Engineer or any other party encounters, uncovers, or reveals an unknown or undisclosed Constituent of Concern, then Engineer may, at its option and without liability for consequential or any other damages, suspend performance of Services on the portion of the Project affected thereby until such portion of the Project is no longer affected, or terminate this Agreement for cause if it is not practical to continue providing Services.
- J. Owner and Engineer agree to negotiate each dispute between them in good faith during the 30 days after notice of dispute. If negotiations are unsuccessful in resolving the dispute, then the dispute shall be mediated. If mediation is unsuccessful, then the parties may exercise their rights at law.
- K. This Agreement is to be governed by the law of the state in which the Project is located.
- L. Engineer's Services and Additional Services do not include: (1) serving as a "municipal advisor" for purposes of the registration requirements of Section 975 of the Dodd-Frank Wall Street Reform and Consumer Protection Act (2010) or the municipal advisor registration rules issued by the Securities and Exchange Commission; (2) advising Owner, or any municipal entity or other person or entity, regarding municipal financial products or the issuance of municipal securities, including advice with respect to the structure, timing, terms, or other similar matters concerning such products or issuances; (3) providing surety bonding or insurance-related advice, recommendations, counseling, or research, or enforcement of construction insurance or surety bonding requirements; or (4) providing legal advice or representation.

6.01 Total Agreement

- A. This Agreement (including any expressly incorporated attachments), constitutes the entire agreement between Owner and Engineer and supersedes all prior written or oral understandings. This Agreement may only be amended, supplemented, modified, or canceled by a duly executed written instrument.


7.01 Definitions

- A. *Constructor*—Any person or entity (not including the Engineer, its employees, agents, representatives, and consultants), performing or supporting construction activities relating to the Project, including but not limited to contractors, subcontractors, suppliers, Owner's work forces, utility companies, construction managers, testing firms, shippers, and truckers, and the employees, agents, and representatives of any or all of them.
- B. *Constituent of Concern*—Asbestos, petroleum, radioactive material, polychlorinated biphenyls (PCBs), hazardous waste, and any substance, product, waste, or other material of any nature whatsoever that is or becomes listed, regulated, or addressed pursuant to (a) the Comprehensive Environmental Response, Compensation and Liability Act, 42 U.S.C. §§9601 et seq. ("CERCLA"); (b) the Hazardous Materials Transportation Act, 49 U.S.C. §§5101 et seq.; (c) the Resource Conservation and Recovery Act, 42 U.S.C. §§6901 et seq. ("RCRA"); (d) the Toxic Substances Control Act, 15 U.S.C. §§2601 et seq.; (e) the Clean Water Act, 33 U.S.C. §§1251 et seq.; (f) the Clean Air Act, 42 U.S.C. §§7401 et seq.; or (g) any other federal, State, or local statute, law, rule, regulation, ordinance, resolution, code, order, or decree regulating, relating to, or imposing liability or standards of conduct concerning, any hazardous, toxic, or dangerous waste, substance, or material.

- 8.01 *Attachments*: Appendix 1, Engineer's Standard Hourly Rates, Additional Services, and Reimbursable Expenses

IN WITNESS WHEREOF, the parties hereto have executed this Agreement, the Effective Date of which is **December 21, 2020**, EDA job # **2284**.

Owner: _____
Print name: _____
Title: _____
Date Signed: _____
Address for Owner's receipt of notices: _____ _____
Email: _____
Phone No: _____

Engineer: 
James Geurtz, PE
Title: Principal, PE, CFM
Date Signed: December 21, 2020
Engineer License No.: 15162 AR
Address for Engineer's receipt of notices: 134 W. Emma Ave. Springdale, AR 72756 Phone: 1-479-756-1266

This is **Appendix 1, Engineer's Standard Hourly Rates, Additional Services, and Reimbursable Expenses** referred to in and part of the Short Form of Agreement between Owner and Engineer for Professional Services dated **December 21, 2020** for EDA project # **2284**.

Engineer's Standard Hourly Rates. Additional Services, and Reimbursable Expenses

A. Standard Hourly Rates:

1. Standard Hourly Rates are set forth in this Appendix 1 and include salaries and wages paid to personnel in each billing class plus the cost of customary and statutory benefits, general and administrative overhead, non-project operating costs, and operating margin or profit.
2. The Standard Hourly Rates apply only as specified in Paragraphs 2.01, 2.02, and 2.03, and are subject to annual review and adjustment.

B. Schedule of Hourly Rates:

Principal – Civil Engineer	\$140
Engineer – V	\$120
Engineer – IV	\$100
Engineer – III B	\$90
Engineer - IIIA	\$85
Engineer - II	\$75
Engineer - I	\$65
Civil Designer – V	\$90
Civil Designer - IV	\$90
Civil Designer - III	\$70
Landscape Architect – V	\$120
Landscape Designer – IV / Planner-1	\$100
Landscape Architect – III	\$70
Construction Observer	\$70
Clerical II	\$40
Clerical 1	\$30

C. Additional Services and Reimbursable Expenses (Services Out of Contract-unless otherwise described in this contract):

1. All large (24"x36") black and white line drawing plots will be invoiced at a cost of \$5.00 per plot. All large (24"x36") full color plots will be invoiced at \$25.00 per plot.
2. Format copies will be invoiced as follows: Black & White: 8 1/2x11 \$0.05 ea., 11x17-\$0.10 ea., Color: 8 1/2x11 - \$.25 ea., 11x17 - \$0.50 ea.
3. City, County, State, Federal, and/or Municipality review, permitting, & filing fees; certified mailing fees.
4. Utility Locate fees (including Arkansas One Call and fees charged by various Municipalities).
5. Off-site trail design.
6. FEMA Flood Studies, Corps of Engineers or environmental permits.
7. Irrigation design.
8. Green Roof Design.
9. Retaining Wall Design.
10. Title search for easements or adjacent property owners.

11. Easement Documents, Easement Plats, or Easement Abandonment.
12. Water or Sanitary Sewer Capacity Studies.
13. GPS file conversion.
14. Construction staking.
15. Traffic Studies, Structural Engineering.
16. Offsite Engineering or Surveying.
17. Variances and Waivers.
18. Conditional Use Permits or Rezonings.
19. ALTA Surveys.
20. Topographic surveying for Record drawings, unless otherwise noted.
21. Construction bidding process or contract administration.
22. Septic Design.
23. Ground Penetrating Radar locates.
24. Additional Geotechnical Services including Geotechnical Engineering.
25. Sewer or Water main line extensions, unless otherwise noted.
26. Landscape Design work (other than the City's minimum landscape requirements and/or as stipulated in this contract document).
27. Any architectural work.

This is Appendix 2, Engineer's Certificate of Professional Liability Insurance (Errors and Omissions) referred to in and part of the Short Form of Agreement between Owner and Engineer for Professional Services dated December 21, 2020 for EDA project # 2284.

Certificate of Professional Liability Insurance (Errors and Omissions)

CERTIFICATE OF LIABILITY INSURANCE		DATE (MM/DD/YYYY) 8/10/2020				
THIS CERTIFICATE IS ISSUED AS A MATTER OF INFORMATION ONLY AND CONFERS NO RIGHTS UPON THE CERTIFICATE HOLDER. THIS CERTIFICATE DOES NOT AFFIRMATIVELY OR NEGATIVELY AMEND, EXTEND OR ALTER THE COVERAGE AFFORDED BY THE POLICIES BELOW. THIS CERTIFICATE OF INSURANCE DOES NOT CONSTITUTE A CONTRACT BETWEEN THE ISSUING INSURER(S), AUTHORIZED REPRESENTATIVE OR PRODUCER, AND THE CERTIFICATE HOLDER.						
IMPORTANT: If the certificate holder is an ADDITIONAL INSURED, the policy(ies) must have ADDITIONAL INSURED provisions or be endorsed. If SUBROGATION IS WAIVED, subject to the terms and conditions of the policy, certain policies may require an endorsement. A statement on this certificate does not confer rights to the certificate holder in lieu of such endorsement(s).						
PRODUCER The Risk Specialty Group, LLC 4801 Woodway Dr. Suite 300E Houston TX 77056	CONTACT NAME: Candi Carpenter PHONE (A/C, No, Ext): 713-552-1900 FAX (A/C, No): 713-513-5411 E-MAIL ADDRESS: ccarpenter@risksspecialtygroup.com INSURER(S) AFFORDING COVERAGE NAIC # INSURER A: RLI Insurance Company 13056 INSURER B: Liberty Insurance Underwriters 19917 INSURER C: _____ INSURER D: _____ INSURER E: _____ INSURER F: _____					
INSURED Earthplan Design Alternatives, PA 134 W. Emma Avenue Springdale AR 72764	EARTDES-01					
COVERAGES CERTIFICATE NUMBER: 1215679268 REVISION NUMBER:						
THIS IS TO CERTIFY THAT THE POLICIES OF INSURANCE LISTED BELOW HAVE BEEN ISSUED TO THE INSURED NAMED ABOVE FOR THE POLICY PERIOD INDICATED. NOTWITHSTANDING ANY REQUIREMENT, TERM OR CONDITION OF ANY CONTRACT OR OTHER DOCUMENT WITH RESPECT TO WHICH THIS CERTIFICATE MAY BE ISSUED OR MAY PERTAIN, THE INSURANCE AFFORDED BY THE POLICIES DESCRIBED HEREIN IS SUBJECT TO ALL THE TERMS, EXCLUSIONS AND CONDITIONS OF SUCH POLICIES. LIMITS SHOWN MAY HAVE BEEN REDUCED BY PAID CLAIMS						
INSR LTD	TYPE OF INSURANCE	ADDITIONAL INSURANCE	POLICY NUMBER	POLICY EFF (MM/DD/YYYY)	POLICY EXP (MM/DD/YYYY)	LIMITS
A	<input checked="" type="checkbox"/> COMMERCIAL GENERAL LIABILITY CLAIMS-MADE <input checked="" type="checkbox"/> OCCUR GEN'L AGGREGATE LIMIT APPLIES PER: POLICY <input checked="" type="checkbox"/> PRO-JECT <input type="checkbox"/> LOC OTHER:		PSB0008338	6/4/2020	6/4/2021	EACH OCCURRENCE \$ 1,000,000 DAMAGE TO RENTED PREMISES (Ea occurrence) \$ 1,000,000 MED EXP (Any one person) \$ 10,000 PERSONAL & ADV INJURY \$ 1,000,000 GENERAL AGGREGATE \$ 2,000,000 PRODUCTS - COMPIOP AGG \$ 1,000,000 \$
A	<input type="checkbox"/> AUTOMOBILE LIABILITY ANY AUTO <input type="checkbox"/> OWNED AUTOS ONLY <input checked="" type="checkbox"/> HIRED AUTOS ONLY <input type="checkbox"/> SCHEDULED AUTOS NON-OWNED AUTOS ONLY		PSB0008338	6/4/2020	6/4/2021	COMBINED SINGLE LIMIT (Ea accident) \$ 1,000,000 BODILY INJURY (Per person) \$ BODILY INJURY (Per accident) \$ PROPERTY DAMAGE (Per accident) \$ \$
	<input type="checkbox"/> UMBRELLA LIAB <input type="checkbox"/> EXCESS LIAB OCCUR CLAIMS-MADE DED: RETENTION \$:					EACH OCCURRENCE \$ AGGREGATE \$ \$
A	WORKERS COMPENSATION AND EMPLOYERS' LIABILITY ANY PROPRIETOR/PARTNER/EXECUTIVE OFFICER/MEMBER EXCLUDED? (Mandatory in NH) If yes, describe under DESCRIPTION OF OPERATIONS below	Y/N <input type="checkbox"/> N/A	PSW0003945	6/4/2020	6/4/2021	<input checked="" type="checkbox"/> PER STATUTE <input type="checkbox"/> OTHER E.L. EACH ACCIDENT \$ 1,000,000 E.L. DISEASE - EA EMPLOYEE \$ 1,000,000 E.L. DISEASE - POLICY LIMIT \$ 1,000,000
B	Professional Liability (claims made)		AEXNYABY8QB001	3/27/2020	3/27/2021	Each Claim 2,000,000 Aggregate 2,000,000
DESCRIPTION OF OPERATIONS / LOCATIONS / VEHICLES (ACORD 101, Additional Remarks Schedule, may be attached if more space is required)						
CERTIFICATE HOLDER				CANCELLATION		
"Sample" copy for Insured For information purposes only				SHOULD ANY OF THE ABOVE DESCRIBED POLICIES BE CANCELLED BEFORE THE EXPIRATION DATE THEREOF, NOTICE WILL BE DELIVERED IN ACCORDANCE WITH THE POLICY PROVISIONS. AUTHORIZED REPRESENTATIVE 		

© 1988-2015 ACORD CORPORATION. All rights reserved.

ACORD 25 (2016/03)

The ACORD name and logo are registered marks of ACORD

Informational Items



354 W. Main Street
P.O. Box 150
Farmington, AR 72730
479-267-3865
479-267-3805 (fax)
City Business Manager Report
February 2021
City Council Meeting

- Anniversaries include: John Collins (5), Tarone Mahone (4), Marie Ingersoll (1), Josh Howerton (1), Tyrell Murphy (9), Keith Andrews (2), Tanner Denham (2), Aaron Spahn (2) and Dillon Jones (2) have work anniversaries this month; thank them for their service.
- There are lots of resources that the municipal league is providing virtually. Take a look at their website and see what is on offer.
- We plan to continue to hold our public meetings through Zoom. If you or your constituents have questions about logging in, the information is on our Facebook page and website. If they call the office we can give them the information also.
- We are still working on utility relocation for Hwy 170. We are hoping for permission to bid the project soon.
- We had a COVID out break late last month. We opted to close City Hall as a result. Thankfully, most of those who were sick are back to work.



*"You never know how strong you are, until being strong is your only choice."
- Bob Marley*

WASHINGTON COUNTY DISTRICT COURT FARMINGTON DEPARTMENT MONTHLY DISTRIBUTION WORKSHEET JANUARY 2021

ADMIN OF JUSTICE	Check 1	Dept. of Finance and Administration	Total for Check 1	\$ 1,266.40	Chk# 2150
	Check 2	General Fund	Total for Check 2	\$ 1,814.85	Chk# 2151
	Check 3	Washington County Treasurer (Act 1256)	Total for Check 3	\$ 1,532.75	Chk# 2152
Total Checks Admin of Justice					\$4,614.00

COURT COST & FINE	Check 4	Administration of Justice Fund				
		CCCR- Court Cost-Criminal	\$	960.00		
		CCDWI-Court Cost DWI	\$	254.00		
		CCTR- Court Cost-Traffic	\$	1,585.00		
		CCTRO- Court Cost-Traffic Ordinance	\$	1,795.00		
		CCFTPI - Court Cost Insurance	\$	20.00		
		Total for Check 4			Chk# 3667	\$4,614.00
	Check 5	General Fund				
		FINE- Fines Collected	\$	7,252.50		
		WF - Warrant Fee	\$	330.00		
	FTPRFL-FTPR+60 Days Fines-Local	\$	320.00			
	NLIFL-No Liability Ins. Fines	\$	70.00			
	FTPIPFL- Failure to present Ins Proof 20% Local	\$	5.00			
	Total for Check 5			Chk# 3668	\$7,977.50	
Check 6	Court Automation Fund					
	CFEE-Local Court Automation	\$	690.00			
	Total for Check 6			Chk# 3669	\$690.00	
Check 7	Department of Finance & Administration					
	CFEES - State Court Automation Fee	\$	695.00			
	DCSAF - Drug Crime Special Assess Fee	\$	115.00			
	DVPFF - Domestic Violence Peace Fund Fee	\$	20.00			
	DVSFF - Domestic Violence Shelter Fund Fee	\$	25.00			
	NIFS - New Installment Fee - State	\$	1,335.00			
	Total for Check 7			Chk# 3670	\$2,190.00	
Check 8	Arkansas State Treasury					
	MVLF- Motor Vehicle Liability Fine	\$	45.00			
	Total for Check 8			Chk# 3671	\$45.00	
Check 9	Washington County Treasurer					
	JBAF - Jail Booking and Admin Fee	\$	150.00			
	CJF - County Jail Fee	\$	1,305.00			
	Total for Check 9			Chk# 3672	\$1,455.00	
Check 10	RF - Restitution Fee					
	Amanda Hoskins /Kimberly Meyer CR-19-873	\$	25.00			
	Total for Check 10			Chk# 3673	\$25.00	

Monthly Total	\$16,996.50
Year to Date	\$16,996.50


2-5-21

2/05/2021

Ernie Penn, Mayor Date Kim Bentley, Chief Court Clerk Date

 Graham Nations, District Judge Date

Fire Department



Jan. 2021 Monthly Report for the Mayor and City Council

Information:

- 1812 people were reached through social media fire safety campaign
- Our Active Shooter Response gear has arrived. Thank you to Riggins Construction for the donation. This will allow us to make a quicker response in coordination with Farmington PD during an active shooter event. We will begin training in coordination with the PD. We will hold a regional exercise in the summer that will focus on active shooter events and ensure all responders are coordinating effectively.
- We are applying for the Assistance to Firefighter Grant. We asking for assistance to purchase a diesel exhaust removal system for Station 1. This is a need identified to reduce the cancer risk to our firefighters. The total we are applying for is \$81,500. If we are awarded the grant, the city will need to match 5% of the grant total (\$4075).

Anniversaries:

Cody Green (1 year) Dillon Jones (3 years) Eddie Maria (2 Years) Tyler Miller (3 Years)

Farmington Fire Department

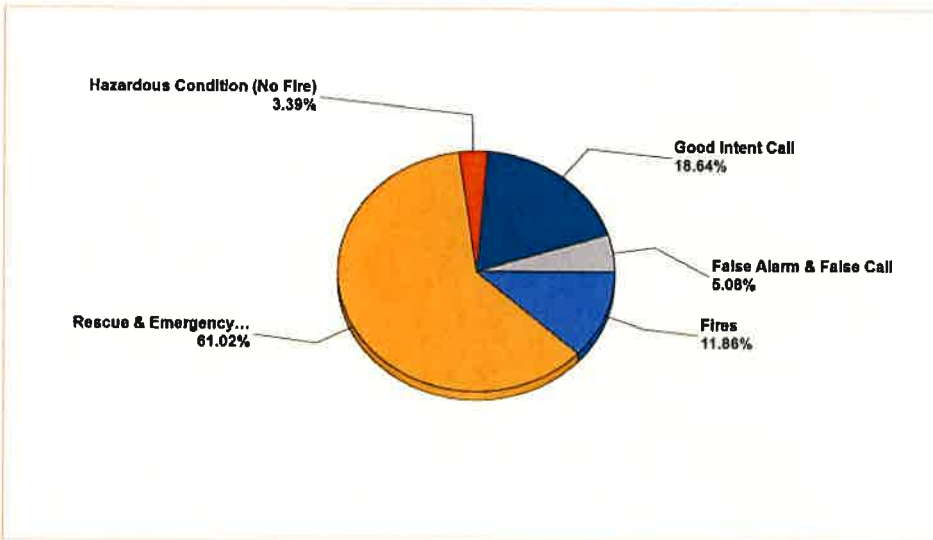
Farmington, AR

This report was generated on 1/29/2021 1:28:42 PM



Breakdown by Major Incident Types for Date Range

Zone(s): All Zones | Start Date: 01/01/2021 | End Date: 01/31/2021



MAJOR INCIDENT TYPE	# INCIDENTS	% of TOTAL
Fires	7	11.86%
Rescue & Emergency Medical Service	36	61.02%
Hazardous Condition (No Fire)	2	3.39%
Good Intent Call	11	18.64%
False Alarm & False Call	3	5.08%
TOTAL	59	100%

Fire Department



Farmington Fire Department

Farmington, AR

This report was generated on 1/29/2021 1:25:16 PM

Code Hours Summary per Training Code For Date Range

Training Code(s): All Training Codes | Start Date: 01/01/2021 | End Date: 01/31/2021

Total Training Hours By Code

Total Hours for Training Code: Building Constructions	26:00
Total Hours for Training Code: Care of Apparatus and Equipment	74:30
Total Hours for Training Code: Crew Resource Management	22:00
Total Hours for Training Code: Electrical Fires	2:00
Total Hours for Training Code: EMS - Airway Training	3:00
Total Hours for Training Code: EMS - BCLS	4:00
Total Hours for Training Code: EMS CEU'S	40:00
Total Hours for Training Code: EMS-Trauma	1:30
Total Hours for Training Code: Evaluation and Discipline	1:30
Total Hours for Training Code: Extrication Refresher Training	1:00
Total Hours for Training Code: Fire Ground Health and Safety	43:00
Total Hours for Training Code: Fire Inspections	6:30
Total Hours for Training Code: Fire Officer Communications	6:30
Total Hours for Training Code: Fire Prevention Codes	1:00
Total Hours for Training Code: Fire Pumps	5:30
Total Hours for Training Code: Firefighting Tactics	4:00
Total Hours for Training Code: Firefighting Tools	21:30
Total Hours for Training Code: Forcible Entry	4:00
Total Hours for Training Code: Hose Practices	16:30
Total Hours for Training Code: Hydraulic Principles	2:00
Total Hours for Training Code: Ladder Practices	0:30
Total Hours for Training Code: Management Concepts	1:00
Total Hours for Training Code: Map and Territory Study	36:30
Total Hours for Training Code: Monitoring Equipment	2:00
Total Hours for Training Code: Mutual Aid Training	3:00
Total Hours for Training Code: New Hardware/Software Orientation	2:00
Total Hours for Training Code: Nozzels and Appliances	0:30
Total Hours for Training Code: Pre-Fire Planning	1:30
Total Hours for Training Code: Public Relations	2:00
Total Hours for Training Code: Radio Communications	1:00
Total Hours for Training Code: Rapid Intervention Crew Certification Course	2:00
Total Hours for Training Code: Reports and Records	1:00
Total Hours for Training Code: Rescue: Equipment and Procedures	9:00
Total Hours for Training Code: Ropes and Knots	0:30
Total Hours for Training Code: RT: High Angle Rope	0:30
Total Hours for Training Code: RT: Rope I Course	2:00
Total Hours for Training Code: Rules and Regulations	1:00
Total Hours for Training Code: SCBA	30:15
Total Hours for Training Code: Scenario	10:30
Total Hours for Training Code: Sprinklers and Standpipes	3:00
Total Hours for Training Code: Target Hazards	3:00
Total Hours for Training Code: Training and Coaching	1:30
Total Hours for Training Code: Water Supply	2:00
Totals for all selected Training Codes 1/1/2021 - 1/31/2021	27 personnel
	402:15

Farmington Police Dept.

Offenses for Month 1/2020 and 1/2021

2/1/2021 8:36:25 AM

	<u>2020</u>	<u>2021</u>
AGENCY ASSIST		
AA	0	2
AGGRAVATED ASSAULT		
5-13-204	0	1
ASSAULT ON FAMILY OR HOUSEHOLD MEMBER - 3RD DEGREE / APPREHENSION OF IMMINE		
5-18-309	1	1
BATTERY - 3RD DEGREE / PURPOSE OF CAUSING INJURY, CAUSES INJURY		
5-13-203A(1)	0	1
Breaking or Entering/Vehicle		
5-39-202	1	0
CARELESS DRIVING		
27-51-104	0	1
CONTEMPT		
16-10-108	1	22
CRIMINAL MISCHIEF - 1ST DEGREE PROPERTY OF ANOTHER VALUE \$500 OR LESS		
5-38-203A(1)	0	3
CRIMINAL MISCHIEF - 2ND DEGREE / PURPOSELY TAMPERS		
5-38-204(a)(2)	0	1
CRIMINAL MISCHIEF - 2ND DEGREE / RECKLESSLY DESTROYS		
5-38-204(n)(1)	1	2
DISORDERLY CONDUCT		
5-71-307	1	0
DOMESTIC BATTERING - 3RD DEGREE / PURPOSE OF CAUSING INJURY, CAUSES INJURY		
5-26-305A(2)	3	1
DRIVING ON SUSPENDED LICENSE		
27-16-303	3	2
DWI (UNLAWFUL ACT)		
5-65-103A	0	4
DWI - OPERATION OF VEHICLE DURING DWI LICENSE SUSPENSION OR REVOCATION		
5-65-105	1	0
ENDANGER WELFARE OF AN INCOMPETANT-1ST DEGREE-RISK OF DEATH / PHYSICAL INJURY		
5-27-201	1	0
ENDANGER WELFARE OF MINOR- 2ND DEGREE- KNOWINGLY RISKS SERIOUS PHYSICAL/MENTAL HARM		
5-27-208	1	1
ENDANGERING THE WELFARE OF MINOR - 3RD DEGREE		
5-27-207(b)	1	0
Excess Speed		
27-51-201	0	1
FAILURE TO APPEAR		

	<u>2020</u>	<u>2021</u>
5-54-120	28	28
FAILURE TO PAY FINES & COSTS		
5-4-203	26	0
Failure to Pay Registration/No Vehicle License		
27-14-903	1	1
False Evidence of Title or Registration		
27-14-307	1	0
FALSE IMPRISONMENT - 2ND DEGREE / INTERFERES WITH ANOTHER PERSONS LIBERTY		
5-11-104A	1	0
FALSE IMPRISONMENT IN THE FIRST DEGREE		
5-11-103	0	1
Fictitious Tags		
27-14-306	1	1
FLEEING		
5-54-125	2	1
FORGERY		
5-37-201	1	0
HARASSMENT / CONDUCT THAT REPEATEDLY CAUSES ALARM OR SERIOUS ANNOYS ANOTHER		
5-71-208A(5)	1	0
Improper Lane Change/Use		
27-51-302	0	1
Interference with Emergency Communication/1st degree/disables communication		
5-60-124	0	1
Interference with Emergency Communications/2nd degree/interrupts		
5-60-125	1	0
INTRODUCING A CONTROLLED SUBSTANCE INTO ANOTHER'S BODY I-III		
5-13-210	1	0
Leaving Scene of Accident/Property Damage		
27-53-101	0	3
Left of Center		
27-51-201	0	2
MISSING PERSON		
MISSING	1	0
No Proof Insurance		
27-22-104	1	2
OBSTRUCTING GOVERNMENTAL OPERATIONS / OBSTRUCTS, IMPAIRS, HINDERS, THE PER		
5-59-102A(1)	1	1
POSSESSING INSTRUMENTS OF CRIME		
5-73-102	1	0
POSSESSION OF A CONTROLLED SUBSTANCE - MARIJUANA		
5-60-401	3	8
POSSESSION OF DRUG PARAPHERNALIA		
5-64-443	5	7
Possession of Drug Paraphernalia		
5-64-403(c)(1)(A)(i)	1	1

	<u>2020</u>	<u>2021</u>
POSSESSION OF DRUG PARAPHERNALIA - FELONY		
5-84-403	0	2
POSSESSION OF FIREARM BY CERTAIN PERSONS		
5-73-103	1	0
POSSESSION OF METH OR COCAINE GT 2GM BUT LT 10GM		
5-64-4188(1)B	0	1
POSSESSION OF METH OR COCAINE LT 2GM		
5-64-4198(1)A	1	3
POSSESSION OF SCH I OR II LT 2GM		
5-64-4198(2)A	1	0
POSSESSION OF SCH I OR II NOT METH OR COCAINE PURPOSE TO DELIVER		
5-64-424	1	0
POSSESSION OF SCH VI LT 4OZ		
5-64-4198(3)1	1	0
POSSESSION OF SCH VI WITH PURPOSE TO DELIVERY		
5-64-436	0	1
PUBLIC INTOXICATION / DRINKING IN PUBLIC		
5-71-212	2	0
PURCHASE, POSSESSION OF INTOXICATING LIQUOR BY MINOR		
3-3-203	1	0
RECKLESS DRIVING		
27-50-308	1	1
RESISTING ARREST - REFUSAL TO SUBMIT TO ARREST / ACTIVE OR PASSIVE REFUSAL		
5-34-103B(1)	1	0
Robbery - Aggravated		
5-13-103	1	0
SIMULTANEOUS POSSESSION OF DRUGS AND FIREARMS		
5-74-106	1	1
TERRORISTIC THREATENING		
5-13-301	1	0
THEFT \$1,000 OR LESS - ALL OTHERS		
5-36-103(b)(4)(A)	1	2
THEFT \$5,000 OR LESS BUT GREATER THAN \$1000 - ALL OTHERS		
5-36-103(b)(3)(A)	0	1
THEFT BY RECEIVING		
5-36-105	3	1
THEFT BY RECEIVING LESS THAN \$25,000 BUT GREATER THAN \$5000		
5-36-105(e)(2)	1	0
THEFT BY RECEIVING LESS THAN \$5,000 BUT GREATER THAN \$1000		
5-36-105(e)(3)	2	0
THEFT OF A FIREARM VALUED AT LESS THAN \$2,500		
5-36-103(b)(3)(B)	0	1
THEFT OF PROPERTY / ALL OTHER		
5-36-102A(1)	2	1
THEFT OF VEHICLE VALUED AT \$5,000 OR LESS BUT GREATER THAN \$1,000		

	<u>2020</u>	<u>2021</u>
5-36-103(b)(2)(A)	2	1
UNEMPLOYMENT FRAUD		
FRAUD	0	2
UNLAWFUL TRANSFER OF STOLEN PROPERTY TO A PAWN SHOP OR BROKER		
5-36-125	1	0
VIDEO VOYEURISM - RESIDENCE, BUSINESS, OR SCHOOL		
5-16-401(A)	0	1
VIOLATION OF DRIVER'S LICENSE RESTRICTION		
27-16-804	1	0
VIOLATION OF IMPLIED CONSENT		
5-65-205	0	3
Totals:	118	123

JANUARY	Citation	Warning	Warrant	Total
Bertorello - James	2	5	1	8
Cavin - James	9	2	1	12
Collins - John	0	1	0	1
Cooper - Jason	23	3	3	29
Howerton - Joshuah	16	9	2	27
Long - Dustin	3	3	1	7
Mahone - Taron	26	2	1	29
Stine - Jacob	12	15	2	29
Talley - Taylor	0	9	0	9
Virgin - Billie	0	0	4	4
<u>Totals</u>	<u>91</u>	<u>49</u>	<u>15</u>	<u>155</u>
<u>Averages</u>	<u>9.1</u>	<u>4.9</u>	<u>1.5</u>	<u>15.5</u>

Permit Report

01/01/2021 - 01/31/2021

Permit #	Permit Date	Site Address	Permit Type	Type of Work	Description of Work	Contractor	Material & Labor	Total Fees
3965	1/29/2021	402 Mojave	Building	New	New House	Trademark Custom Homes	238,000	\$874.00
3964	1/29/2021	403 Mojave	Building	New	New House	Trademark Custom Homes	232,000	\$856.00
3963	1/29/2021	406 Wyandotte	Building	New	New House	Trademark Custom Homes	233,000	\$859.00
3962	1/29/2021	11092 Rose Court	Mechanical	Repair	HVAC changrout	Franklin Heating and Air	4,473	\$35.00
3961	1/29/2021	5 Loveland	Building	New	New pavilion for pool	Cascade Construction	80,000	\$380.00
3960	1/29/2021	55 Sugar Pine	Mechanical	Repair	HVAC changeout	Bud Anderson Heating and Cooling	6,363	\$45.00
3959	1/29/2021	469 Orchard Creek	Electric	New	Electric for new house	Pittman Electric	15,000	\$85.00
3958	1/28/2021	302 Canada	Building	New	New House	Riggins Construction	238,000	\$874.00
3957	1/28/2021	471 Hydrangea	Building	New	Detached garage and suite	Home owner	80,000	\$380.00
3956	1/27/2021	760-01601-00	Grading Permit	New	Grading for Bristol Commons	Coyle Enterprises	50,000	\$200.00
3955	1/26/2021	297 Main	Sign	New	New monument sign for Starbucks	Sign Studio	7,888	\$50.00

3954	1/26/2021	480 Yona	Electric	New	Electric for new house	Hill Electric	5,500	\$40.00
3953	1/25/2021	12546 Hwy 170	Pool	New	New pool	Verzani	25,000	\$135.00
3952	1/25/2021	578 Greylag	Plumbing/Gas	New	Plumbing for new house	Brad's Plumbing	7,200	\$50.00
3951	1/25/2021	93 Loveland	Electric	New	Electric for duplex	NW Electric	12,200	\$75.00
3950	1/25/2021	356 Cloudy	Electric	New	Electric for duplex	NW Electric	12,200	\$75.00
3949	1/25/2021	346 Cloudy	Electric	New	Electric for duplex	NW Electric	14,100	\$85.00
3948	1/25/2021	342 Cloudy	Electric	New	Electric	NW Electric	11,800	\$70.00
3947	1/25/2021	338 Cloudy	Electric	New	Electric for duplex	NW Electric	13,600	\$80.00
3946	1/25/2021	334 Cloudy	Electric	New	Electric for duplex	NW Electric	12,200	\$75.00
3945	1/25/2021	325 Seattle	Electric	New	Electric for townhome	NW Electric	35,190	\$190.00
3944	1/25/2021	341 Seattle	Electric	New	Electric for townhome	NW Electric	35,190	\$190.00
3943	1/25/2021	357 Seattle	Electric	New	Electric for new townhome	NW Electric	35,190	\$190.00
3942	1/25/2021	356 Seattle	Electric	New	Electric for new townhome	NW Electric	35,190	\$190.00
3941	1/25/2021	340 Seattle	Electric	New	Electric for townhome	NW Electric	35,190	\$190.00
3940	1/25/2021	324 Seattle	Electric	New	Electric for townhome	NW Electric	35,190	\$190.00
3939	1/25/2021	323 Syracuse	Electric	New	Electric for townhome	NW Electric	35,190	\$190.00
3938	1/25/2021	339 Syracuse	Electric	New	Electric for townhome	NW Electric	35,190	\$190.00

3937	1/25/2021	355 Syracuse	Electric	New	Electric for new townhome	NW Electric	35,190	\$190.00
3936	1/25/2021	354 Syracuse	Electric	New	Electric for townhouse	NW Electric	35,190	\$190.00
3935	1/25/2021	338 Syracuse	Electric	New	Electric for townhouse	NW Electric	35,190	\$190.00
3934	1/25/2021	350 Tacoma	Building	New	New House	Mr. B's	283,000	\$1,009.00
3933	1/25/2021	304 Otoe	Building	New	New House	Mr. B's	298,000	\$1,054.00
3932	1/25/2021	303 Otoe	Building	New	New House	Mr. B's	298,000	\$1,054.00
3931	1/25/2021	11048 Giles	Building	New	New House	Schrock Developments LLC	630,000	\$1,860.00
3930	1/25/2021	5 Loveland	Pool	New	Pool for Townhomes	Seaside Pools	108,500	\$485.50
3929	1/21/2021	322 Syracuse	Electric	New	Electric for duplex	NW Electric	35,190	\$190.00
3928	1/21/2021	91 Loveland	Electric	New	Electric for duplex	NW Electric	14,100	\$85.00
3927	1/21/2021	89 Loveland	Electric	New	Electric for duplex	NW Electric	11,800	\$70.00
3926	1/21/2021	85 Loveland	Electric	New	Electric for duplex	NW Electric	13,600	\$80.00
3925	1/21/2021	83 Loveland	Electric	New	Electric for duplex	NW Electric	12,200	\$75.00
3923	1/19/2021	12151 Jim Brooks	Building	New	New House	L & L Builders	513,000	\$1,626.00
3922	1/19/2021	368 Tacoma	Electric	New	Electric for new house	Viper	5,500	\$40.00
3921	1/19/2021	14448 Drain	Electric	Remodel	Full rewire of house	Hill Electric	8,500	\$55.00
3920	1/19/2021	61 Chickasaw	Electric	New	Electric for new house	CM Electric	5,847	\$40.00
3919	1/19/2021	380 Tacoma	Electric	New	Electric for new house	CM Electric	5,565	\$40.00
3918	1/19/2021	361 Tacoma	Electric	New	Electric for new house	CM Electric	5,847	\$40.00

3917	1/19/2021	356 Tacoma	Electric	New	Electric for new house	CM Electric	5,565	\$40.00
3916	1/19/2021	316 Otoe	Electric	New	Electric for new house	CM Electric	5,503	\$40.00
3915	1/19/2021	310 Otoe	Electric	New	Electric for new house	CM Electric	5,565	\$40.00
3914	1/15/2021	309 Otoe	Electric	New	Electric for new house	CM Electric	5,900	\$40.00
3913	1/14/2021	10985 Blue Sky	Electric	New	Electric for new house	SD Rose Electric	19,000	\$105.00
3912	1/14/2021	374 Tacoma	Electric	New	Electric for new house	Viper	5,500	\$40.00
3911	1/14/2021	469 Otoe	Pool	New	New pool	Trademark Custom Homes	36,800	\$195.00
3910	1/13/2021	10829 Blue Sky	Electric	New	Electric for new house	Fast Electric	12,400	\$75.00
3909	1/11/2021	469 Otoe	Building	New	New accessory structure	Trademark Custom Homes	4,500	\$35.00
3908	1/8/2021	61 Chickasaw	Plumbing/Gas	New	Plumbing for new house	Brad's Plumbing	7,200	\$50.00
3907	1/8/2021	380 Tacoma	Plumbing/Gas	New	Plumbing for new house	Brad's Plumbing	7,200	\$50.00
3906	1/8/2021	310 Otoe	Plumbing/Gas	New	Plumbing for new house	Brad's Plumbing	7,200	\$50.00
3905	1/7/2021	68 Debbie	Mechanical	New	HVAC for new house	TMM Service	6,000	\$40.00
3904	1/7/2021	281 Main	Plumbing/Gas	New	RPZ for irrigation system	Morrow Plumbing	1,000	\$20.00
3903	1/7/2021	297 Main	Plumbing/Gas	New	RPZ for irrigation system	Morrow Plumbing	1,000	\$20.00
3902	1/7/2021	305 Taverner	Electric	New	Electric for new house	Hill Electric	5,000	\$35.00

3901	1/7/2021	501 Yona	Electric	New	Electric for new house	Hill Electric	5,000	\$35.00
3900	1/7/2021	481 Yona	Electric	New	Electric for new house	Hill Electric	5,000	\$35.00
3899	1/7/2021	336 Taverner	Electric	New	Electric for new house	Hill Electric	5,000	\$35.00
3898	1/7/2021	458 Yona	Electric	New	Electric for new house	Hill Electric	5,000	\$35.00
3897	1/6/2021	12573 Bethel Black Top	Storage Building	New	New shop	Home owner	12,000	\$70.00
3896	1/6/2021	97 Isabella	Building	New	New House	Mad Sky Construction LLC	285,000	\$1,015.00
3895	1/6/2021	98 Isabella	Building	New	New House	Mad Sky Construction LLC	285,000	\$1,015.00
3894	1/5/2021	305 Taverner	Mechanical	New	HVAC for new house	Anderson Heat and Air	4,985	\$35.00
3893	1/5/2021	458 Yona	Mechanical	New	HVAC for new house	Anderson Heat and Air	4,985	\$35.00
3892	1/5/2021	481 Yona	Mechanical	New	HVAC for new house	Anderson Heat and Air	4,985	\$35.00
3891	1/5/2021	501 Yona	Mechanical	New	HVAC for new house	Anderson Heat and Air	4,985	\$35.00
3890	1/5/2021	336 Taverner	Mechanical	New	HVAC for new house	Anderson Heat and Air	4,985	\$35.00
3889	1/5/2021	18 E Main	Electric	Remodel	Electric for remodel	NW Electric	8,000	\$50.00
3888	1/5/2021	578 Greylag	Building	New	New House	Riggins Construction	262,000	\$946.00
3887	1/5/2021	215 E Main	Mechanical	Alteration	Mechanical work for Tractor supply	TDR Contractors (Jeremy Thompson)	27,000	\$145.00
3886	1/5/2021	546 Goose Creek	Storage Building	New	New shop building	Hunt Construction	53,000	\$272.00

3885	1/5/2021	368 Tacoma	Building	New	New House	Trademark Custom Homes	255,000	\$925.00
3882	1/4/2021	403 Otoe	Plumbing/Gas	New	Plumbing for new house	American HVAC and plumbing	8,000	\$50.00
3881	1/4/2021	409 Otoe	Plumbing/Gas	New	Plumbing for new house	American HVAC and plumbing	8,000	\$50.00
							\$20,944.50	

Total Records: 82

2/5/2021

Library

Miscellaneous Services

	2021	JAN	FEB	MAR	APR	MAY	JUN	JUL	AUG	SEP	OCT	NOV	DEC
Color Print Services	0	0											
YTD Color Print Services	0												
Copy/Print Services	164	164											
YTD Copy/Print Services	164												
Fax Services	0	0											
YTD Fax Services	0												
Notary Services	0	0											
YTD Notary Services	0												
Reference Transactions	464	464											
YTD Reference Transactions	464												
Scanning Services	0	0											
YTD Scanning Services	0												
Staff Supervised Volunteer Hours	0	0											
YTD Staff Supervised Volunteer Hours	0												
Test Proctor	0	0											
YTD Test Proctor	0												
2020		JAN	FEB	MAR	APR	MAY	JUN	JUL	AUG	SEP	OCT	NOV	DEC
Color Print Services		43	39	145	0	0	0	0	0	0	0	0	0
YTD Color Print Services		43	82	227	227	227	227	227	227	227	227	227	227
Copy/Print Services		1,563	2,085	1,015	0	0	0	0	99*	82	68	79	403
YTD Copy/Print Services		1,563	3,648	4,663	4,663	4,663	4,663	4,663	4,762	4,762	4,830	4,909	5,312
Fax Services		63	61	54	0	0	0	0	0	0	0	0	0
YTD Fax Services		63	124	178	178	178	178	178	178	178	178	178	178
Notary Services		6	4	0	0	0	0	0	0	0	0	0	0
YTD Notary Services		6	10	10	10	10	10	10	10	10	10	10	10
Reference Transactions		547	533	220	149	127	170	164	156	191	10	588	531
YTD Reference Transactions		547	1,080	1,300	1,449	1,576	1,746	1,910	2,066	2,257	2,845	3,401	3,932
Scanning Services		140	246	384	0	0	0	0	0	0	0	0	0
YTD Scanning Services		140	386	770	770	770	770	770	770	770	770	770	770
Staff Supervised Volunteer Hours		29	39	1	0	0	0	0	0	0	0	0	0
YTD Staff Supervised Volunteer Hours		29	68	69	69	69	69	69	69	69	69	69	69
Test Proctor		0	0	0	0	0	0	0	0	0	0	0	0
YTD Test Proctor		0	0	0	0	0	0	0	0	0	0	0	0

*started offering curbside print services

Library

Virtual Programs

	JAN	FEB	MAR	APR	MAY	JUN	JUL	AUG	SEP	OCT	NOV	DEC
2021												
Adult Summer Reading Club Sign-Ups												
Adult SRC Books Logged												
Adult Winter Reading Club Sign-Ups												
Adult WRC Books Logged												
Arkansas Diamond Book Pairing												
Children's Summer Reading Club logged minutes												
Children's Summer Reading Club Sign-ups												
Children's SRC Prizes Earned												
Little Cardinal's Story Time												
Pre-K Summer Reading Club logged minutes												
Pre-K Summer Reading Club Sign-ups												
Pre-K Summer Reading Club Prizes Earned												
Teen Summer Reading Club Sign-ups												
Teen SRC Hours Logged												
Total Monthly Program Attendance						26						
Number of Juvenile Programs												
Number of Young Adult Programs												
Number of Adult Programs						1						

Library

Daily Visitors

	JAN	FEB	MAR	APR	MAY	JUN	JUL	AUG	SEP	OCT	NOV	DEC
2021												
Visits	205											
YTD Visits	205											
2020												
Visits	2,407	2,234	828	0	0	0	0	0	66*	248	275	273
YTD Visits	2,407	4,641	5,469	5,469	5,469	5,469	5,469	5,469	5,535	5,783	6,058	6,331

*beginning on 9/22 building open for express checkout only

OZARK REGIONAL TRANSIT
Operating Statistics
December 2020

FIXED ROUTE	Current Month				Year To Date			
	This Year	Prior Year	Change	% Chg	This Year	Prior Year	Change	% Chg
FR Cash Fares	0	1,666	-1,666	-100.0%	993	22,742	-21,749	-95.6%
FR NWACC Free	0	1,072	-1,072	-100.0%	1,300	11,926	-10,626	-89.1%
FR ORT Pass	0	2,186	-2,186	-100.0%	1,211	34,273	-33,062	-96.5%
FR Children Free	0	188	-188	-100.0%	23	2,127	-2,104	-98.9%
FR Transfers	0	741	-741	-100.0%	38	10,705	-10,667	-99.6%
FR Free Fare *	13,162	13,298	-136	-1.0%	158,008	163,122	-5,114	-3.1%
FR Veterans Free	0	450	-450	-100.0%	218	7,714	-7,496	-97.2%
Total Passengers	13,162	19,601	-6,439	-32.9%	161,791	252,609	-90,818	-36.0%
Passengers per Revenue Hour	4.5	7.4	-2.8	-38.6%	4.7	7.4	-2.7	-36.4%
Daily Passengers	598	933	-335	-35.9%	632	991	-359	-36.2%
ADA Complementary Paratransit	812	833	-21	-2.5%	9,720	11,421	-1,701	-14.9%
Bike Passengers	325	396	-71	-17.9%	4,529	6,412	-1,883	-29.4%
FR Revenue Hours	2,907	2,658	249	9.4%	34,328	34,101	227	0.7%
FR Service Hours	3,098	2,847	252	8.8%	36,624	36,480	144	0.4%
FR Revenue Miles	40,068	41,559	-1,491	-3.6%	486,198	529,069	-42,871	-8.1%
FR Service Miles	44,884	45,524	-640	-1.4%	544,160	578,204	-34,044	-5.9%
PARATRANSIT	This Year	Prior Year	Change	% Chg	This Year	Prior Year	Change	% Chg
PT Cash Fares	0	211	-211	-100.0%	567	3,448	-2,881	-83.6%
PT ORT Pass	0	935	-935	-100.0%	1,167	12,876	-11,709	-90.9%
PT Free Fare	1,203	219	984	449.3%	11,504	3,003	8,501	283.1%
Total Passengers	1,203	1,365	-162	-11.9%	13,238	19,327	-6,089	-31.5%
Passengers per Revenue Hour	1.4	1.2	0.3	23.8%	1.2	1.3	-0.2	-11.6%
Daily Passengers	55	65	-10	-15.9%	52	76	-24	-31.8%
PT Revenue Hours	839	1,179	-340	-28.8%	11,454	14,790	-3,336	-22.6%
PT Service Hours	1,114	1,440	-326	-22.6%	15,123	17,711	-2,588	-14.6%
PT Revenue Miles	9,110	12,734	-3,624	-28.5%	122,196	166,764	-44,568	-26.7%
PT Service Miles	12,021	16,631	-4,610	-27.7%	158,755	210,653	-51,898	-24.6%
TOTAL	This Year	Prior Year	Change	% Chg	This Year	Prior Year	Change	% Chg
Paratransit/Fixed Route Passengers	14,365	20,966	-6,601	-31.5%	175,029	271,936	-96,907	-35.6%
Daily PT/FR Passengers	653	998	-345	-34.6%	684	1,066	-383	-35.9%
Charter/Shuttle Passengers	0	204	-204	-100.0%	609	22,572	-21,963	-97.3%
School Passengers (Arts Academy)	0	0	0	100.0%	0	2,876	-2,876	-100.0%
Total Passengers	14,365	21,170	-6,805	-32.1%	175,638	297,384	-121,746	-40.9%

	Current Month				Year To Date			
	This Year	Prior Year	Change	% Chg	This Year	Prior Year	Change	% Chg
Weekdays	22	21	1	4.8%	256	255	1	0.4%
Revenue Vehicles	30	33	-3	-9.1%				
Non-Revenue Vehicles	6	5	1	20.0%				
Total Vehicles	36	38	-2	-5.3%				
Total Miles (All Vehicles)	62,852	68,702	-5,850	-8.5%	797,640	865,005	-67,365	-7.8%
Diesel Fuel Consumed	3,947	2,803	1,144	40.8%	41,377	29,101	12,275	42.2%
Gas Consumed	3,632	5,349	-1,717	-32.1%	58,093	77,195	-19,103	-24.7%
CNG Consumed	0	0	0	0.0%	532	4,979	-4,447	-89.3%
Miles Per Gallon	8.3	8.4	-0.1	-1.6%	8.0	7.8	0.2	2.6%
Road calls	0	1	-1		12	36	-24	-66.7%
Accidents	1	0	1		16	15	1	6.7%
Operations (Full Time Equivalent)	39	38	1	2.6%				
Maintenance	11	10	1	10.0%				
Administration	8	7	1	14.3%				
Total	58	55	3	5.5%				

Route Summary - December 2020

Fixed Routes

Route	Days	Passengers		Revenue Hours		Revenue Miles		Service Hours		Service Miles	
		Daily	Total	Daily	Total	Daily	Total	Daily	Total	Daily	Total
10-1	22	130.7	2,875	13.0	286.0	178.1	3,918.2	13.5	297.0	188.5	4,147.0
10-2	22	50.1	1,102	13.0	286.0	180.6	3,973.6	14.0	308.0	200.8	4,418.0
20	22	128.9	2,835	13.5	297.0	184.4	4,057.6	14.5	319.0	204.6	4,502.0
30	22	32.1	707	13.0	286.0	197.3	4,341.2	13.5	297.0	207.7	4,570.0
11	22	38.0	836	9.0	198.0	133.1	2,927.2	10.3	227.3	163.5	3,596.0
ODT1	26	13.0	337	11.1	287.5	101.9	2,650.0	12.1	313.5	131.9	3,430.0
ODT2	26	9.7	252	11.1	287.5	88.7	2,306.0	12.1	313.5	118.7	3,086.0
61	22	91.5	2,012	13.0	286.0	218.8	4,814.2	13.5	297.0	229.2	5,043.0
62	22	81.2	1,787	13.6	298.8	163.6	3,599.0	14.1	309.8	169.6	3,731.0
63	22	11.5	253	8.0	176.0	150.2	3,304.0	8.0	176.0	150.2	3,304.0
490	22	7.5	166	9.9	218.2	189.9	4,177.0	10.9	240.2	229.9	5,057.0
Total		594.2	13,162	128.1	2,907.0	1,786.6	40,068.0	136.4	3,098.3	1,994.6	44,884.0

Paratransit Routes

Route	Days	Passengers		Revenue Hours		Revenue Miles		Service Hours		Service Miles	
		Daily	Total	Daily	Total	Daily	Total	Daily	Total	Daily	Total
DR - CC	21	11.1	233	5.4	113.6	23.5	493.6	7.1	148.5	29.4	617.0
PT1	21	7.8	163	5.6	118.0	75.7	1,590.7	7.3	153.8	91.4	1,920.0
PT2	22	7.8	171	6.3	137.7	75.2	1,654.4	7.9	173.3	93.9	2,066.0
PT3	22	9.1	200	6.5	143.8	80.1	1,761.9	7.9	174.0	97.0	2,134.0
PT4	22	5.7	126	5.5	119.9	52.3	1,150.4	7.5	164.0	83.8	1,843.0
PT5	21	7.1	150	4.1	86.8	58.7	1,231.8	6.5	136.3	74.4	1,562.0
PT6	22	6.7	147	4.9	107.9	50.0	1,099.4	6.6	146.1	77.1	1,696.0
PT7	3	4.3	13	3.9	11.7	42.6	127.9	6.2	18.5	61.0	183.0
PT8	0	0.0	0	0.0	0.0	0.0	0.0	0.0	0.0	0.0	0.0
Total		59.6	1,203	42.2	839.3	458.1	9,110.1	56.9	1,114.3	608.0	12,021.0

Service Totals

	Passengers		Revenue Hours		Revenue Miles		Service Hours		Service Miles	
	Daily	Total	Daily	Total	Daily	Total	Daily	Total	Daily	Total
Paratransit	59.6	1,203.0	42.2	839.3	458.1	9,110.1	56.9	1,114.3	608.0	12,021.0
Fixed Route	594.2	13,162.0	128.1	2,907.0	1,786.6	40,068.0	136.4	3,098.3	1,994.6	44,884.0
Grand Total		14,365.0		3,746.3		49,178.1		4,212.7		56,905.0

Fixed Routes

10-1, 10-2, 20, 30: Fayetteville
 61, 62, 63: Springdale
 ODT1, ODT2: Rogers
 11: Bentonville
 490: I49 Commuter Express

Paratransit Routes

DR - CC: Demand Response Route in Carroll County
 PT1 - PT8: ADA Paratransit / Demand Response Routes

Route Summary - December 2020

Fixed Routes

Route	Days	Passengers				Wheel-chairs		Bikes	
		Daily	Total	Per Rev Hour	Per Rev Mile	Daily	Total	Daily	Total
10-1	22	130.7	2,875	10.1	0.7	1.0	22	3.0	67
10-2	22	50.1	1,102	3.9	0.3	1.1	24	1.5	34
20	22	128.9	2,835	9.5	0.7	0.1	3	1.1	25
30	22	32.1	707	2.5	0.2	0.1	2	0.5	12
11	22	38.0	836	4.2	0.3	4.2	92	1.0	21
ODT1	26	13.0	337	1.2	0.1	0.1	3	0.0	1
ODT2	26	9.7	252	0.9	0.1	0.2	4	0.1	3
61	22	91.5	2,012	7.0	0.4	0.1	2	2.9	64
62	22	81.2	1,787	6.0	0.5	3.0	67	3.2	71
63	22	11.5	253	1.4	0.1	0.2	4	0.1	3
490	22	7.5	166	0.8	0.0	0.0	0	1.1	24
		594.2	13,162	47.4	3.4	10.1	223	14.7	325

Paratransit Routes

Route	Days	Passengers				Wheel-chairs	
		Daily	Total	Per Rev Hour	Per Rev Mile	Daily	Total
DR - CC	21	11.1	233	2.1	0.5	0.1	2
PT1	21	7.8	163	1.4	0.1	1.0	21
PT2	22	7.8	171	1.2	0.1	1.3	29
PT3	22	9.1	200	1.4	0.1	1.4	30
PT4	22	5.7	126	1.1	0.1	0.8	18
PT5	21	7.1	150	1.7	0.1	1.4	29
PT6	22	6.7	147	1.4	0.1	1.4	30
PT7	3	4.3	13	1.1	0.1	2.0	6
PT8	0	0.0	0	0.0	0.0	0.0	0
		59.6	1,203	11.3	1.3	9.3	165

Weekday Service Totals

	Passengers				Wheel-chairs		Bikes	
	Daily	Total	Per Rev Hour	Per Rev Mile	Daily	Total	Daily	Total
Paratransit	59.6	1,203	11.3	1.3	9.3	165	0.0	0
Fixed Route	594.2	13,162	47.4	3.4	10.1	223	14.7	325
Grand Total		14,365.0				388.0		325.0

Fixed Routes

10-1, 10-2, 20, 30: Fayetteville
 61, 62, 63: Springdale
 ODT1, ODT2: Rogers
 11: Bentonville
 490: I49 Commuter Express

Paratransit Routes

DR - CC: Demand Response Route in Carroll County
 PT1 - PT8: ADA Paratransit / Demand Response Routes

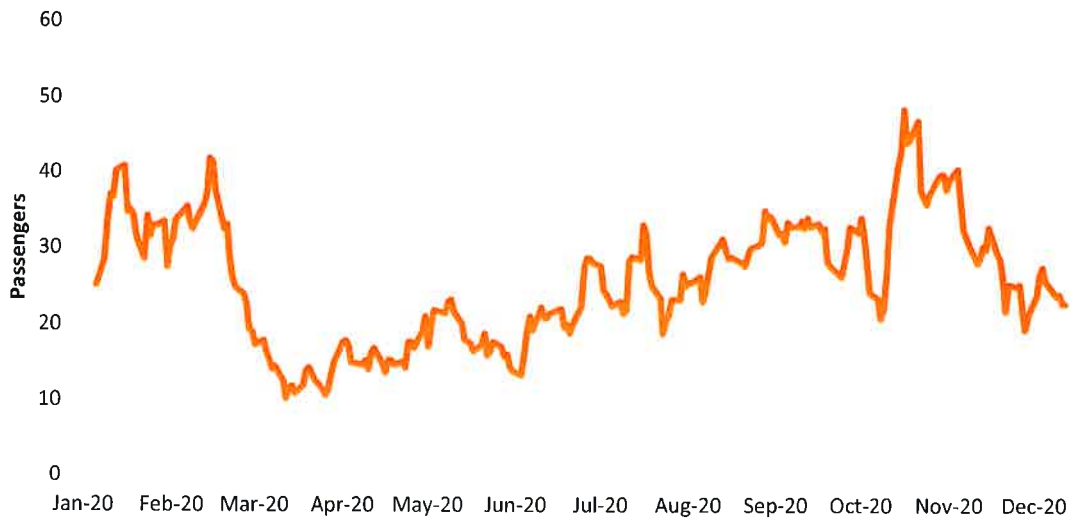
On Demand Transit Report - City of Rogers

December 2020

Weekdays	ODT1	ODT2	Total
12/1/20	12	16	28
12/2/20	14	11	25
12/3/20	14	20	34
12/4/20	23	21	44
12/7/20	12	2	14
12/8/20	11	11	22
12/9/20	12	11	23
12/10/20	13	15	28
12/11/20	13	15	28
12/14/20	5	16	21
12/15/20	18	6	24
12/16/20	7	7	14
12/17/20	10	8	18
12/18/20	18	11	29
12/21/20	20	14	34
12/22/20	21	4	25
12/23/20	7	15	22
12/24/20	12	10	22
12/28/20	24	2	26
12/29/20	15	11	26
12/30/20	9	8	17
12/31/20	12	10	22
Average	13.7	11.1	24.8
Total	302	244	546

Saturdays	ODT1	ODT2	Total
12/5/20	16	0	16
12/12/20	4	0	4
12/19/20	7	0	7
12/26/20	2	8	10
Average	7.3	2.0	9.3
Total	29	8	37

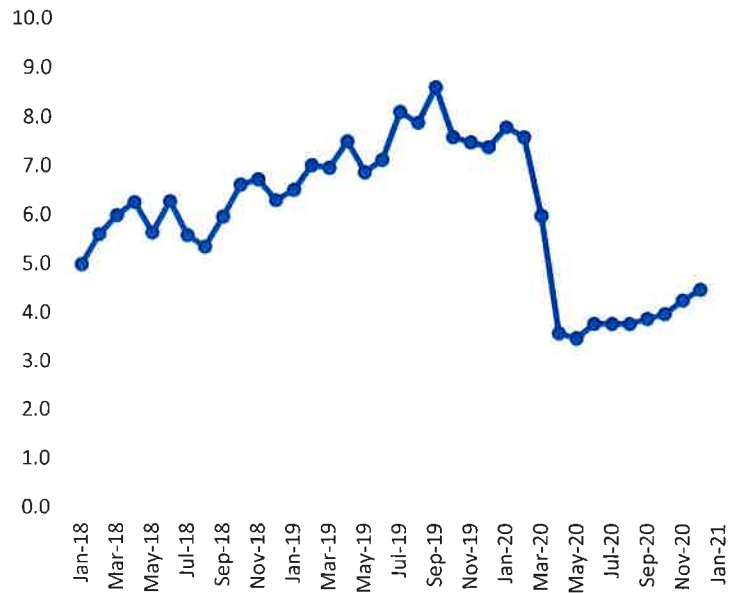
On Demand Transit Ridership (Weekdays)



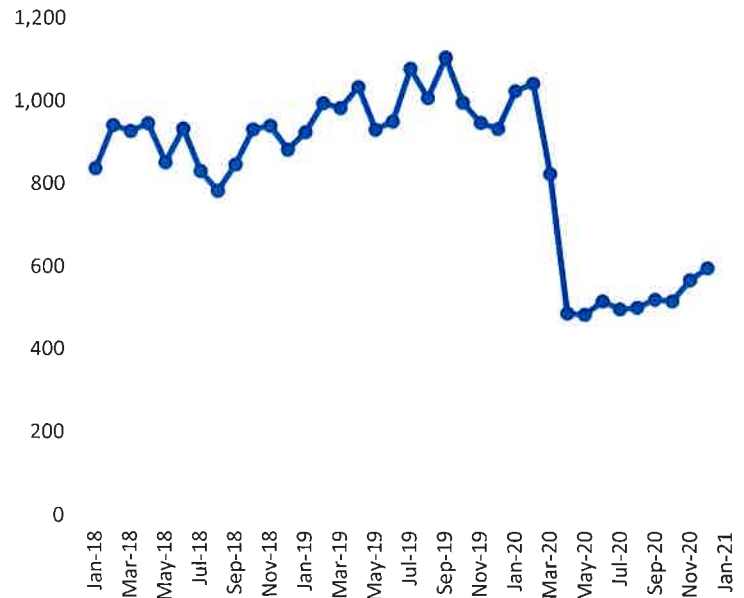
ORT Fixed Route Ridership Trends - January 2018 to Present

Month	Passengers per Revenue Hour	Daily Passengers
Jan-18	5.0	836
Feb-18	5.6	940
Mar-18	6.0	927
Apr-18	6.3	945
May-18	5.6	850
Jun-18	6.3	933
Jul-18	5.6	830
Aug-18	5.4	782
Sep-18	6.0	846
Oct-18	6.6	931
Nov-18	6.7	940
Dec-18	6.3	882
Jan-19	6.5	924
Feb-19	7.0	995
Mar-19	7.0	983
Apr-19	7.5	1,034
May-19	6.9	931
Jun-19	7.1	950
Jul-19	8.1	1,079
Aug-19	7.9	1,007
Sep-19	8.6	1,106
Oct-19	7.6	997
Nov-19	7.5	948
Dec-19	7.4	933
Jan-20	7.8	1,025
Feb-20	7.6	1,043
Mar-20	6.0	824
Apr-20	3.6	488
May-20	3.5	485
Jun-20	3.8	518
Jul-20	3.8	499
Aug-20	3.8	503
Sep-20	3.9	522
Oct-20	4.0	518
Nov-20	4.3	569
Dec-20	4.5	598

Passengers per Revenue Hour



Daily Passengers

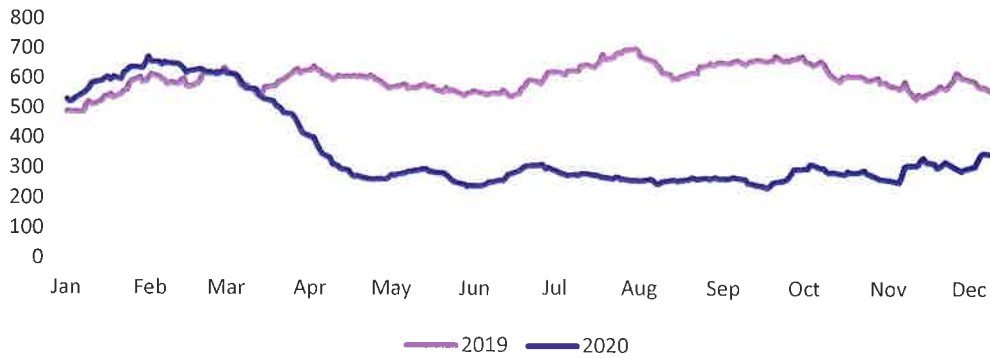


City of Fayetteville Fixed Routes

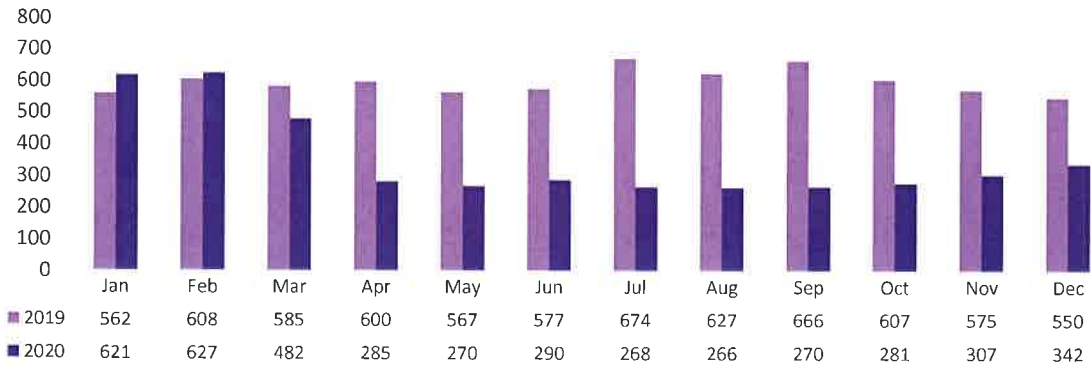
December 2020

Route	Days		Passengers		Revenue Hours			Passengers per Hour		
	Dec	2020	Daily	Dec	2020	Daily	Dec	2020	Dec	2020
10-1	22	256	131	2,875	30,637	13.0	286	3,322	10.1	9.2
10-2	22	256	50	1,102	13,690	13.0	286	3,312	3.9	4.1
10	22	256	181	3,977	44,327	26.0	572	6,634	13.9	13.4
20	22	256	129	2,835	38,370	13.5	297	3,443	9.5	11.1
30	22	256	32	707	9,127	13.0	286	3,315	2.5	2.8
Total			342	7,519	91,824	52.5	1,155	13,391	25.9	27.3

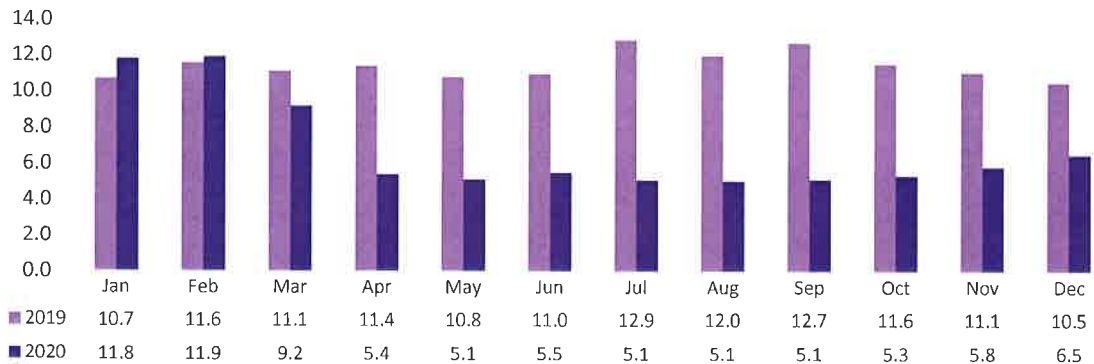
City Routes Daily Passengers



City Routes Daily Passengers



City Routes Passengers per Revenue Hour



City of Springdale Fixed Routes

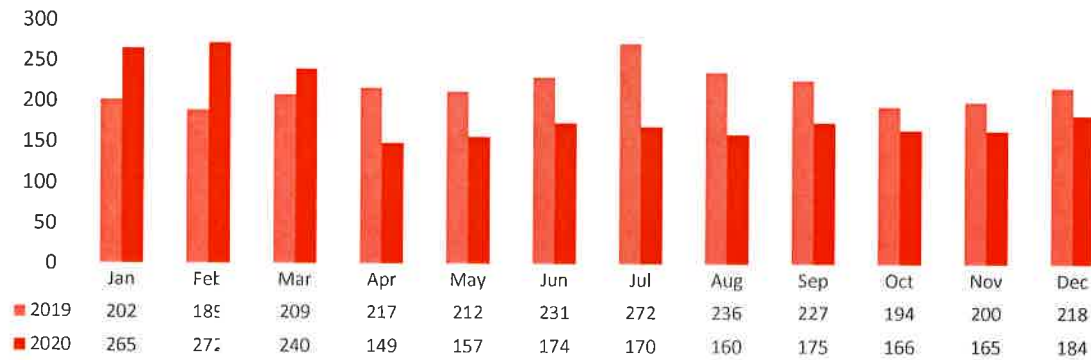
December 2020

Route	Days		Passengers			Revenue Hours			Passengers per Hour	
	Dec	2020	Daily	Dec	2020	Daily	Dec	2020	Dec	2020
61	22	256	91	2,012	23,373	13.0	286	3,315	7.0	7.1
62	22	256	81	1,787	21,265	13.6	299	3,450	6.0	6.2
63	22	256	12	253	3,965	8.0	176	2,040	1.4	1.9
Total			184	4,052	48,603	34.6	761	8,805	14.5	15.2

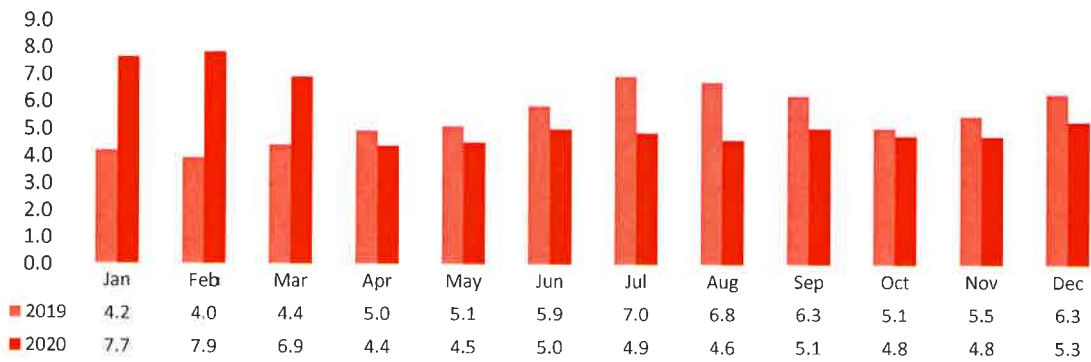
City Routes Daily Passengers



City Routes Daily Passengers



City Routes Passengers per Revenue Hour

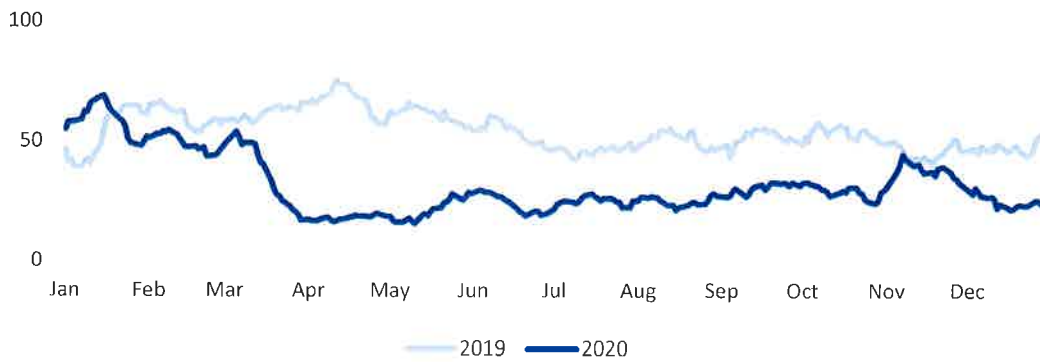


City of Rogers Fixed Routes

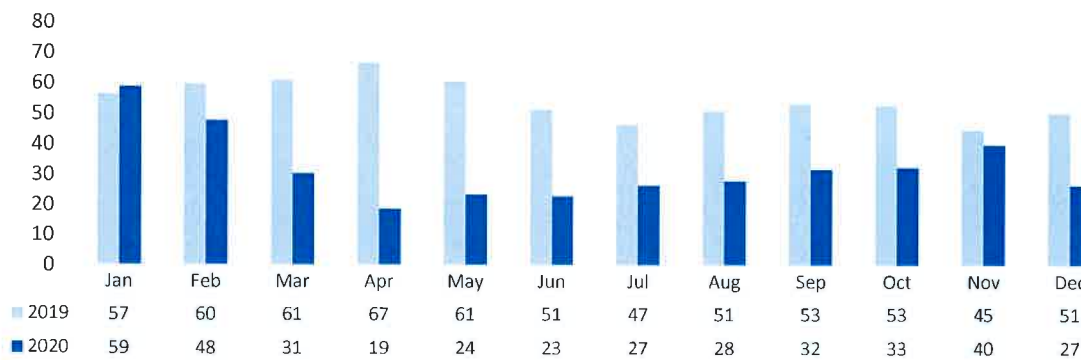
December 2020

Route	Days		Passengers			Revenue Hours			Passengers per Hour	
	Dec	2020	Daily	Dec	2020	Daily	Dec	2020	Dec	2020
51	0	12	0	0	500	0.0	0	126	0.0	4.0
52	0	12	0	0	298	0.0	0	119	0.0	2.5
54-1	0	123	0	0	448	0.0	0	1,292	0.0	0.3
54-2	0	123	0	0	594	0.0	0	1,292	0.0	0.5
54	0	123	0	0	1,042	0.0	0	2,583	0.0	0.8
ODT1	26	265	13	337	4,766	11.1	288	2,894	1.2	1.6
ODT2	26	142	10	252	1,673	11.1	288	1,596	0.9	1.0
Total				589	8,279		575	7,317	2.0	10.0

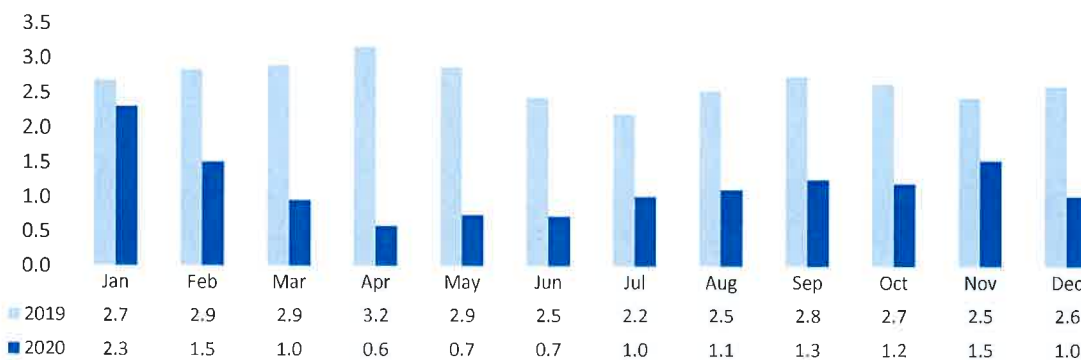
City Routes Daily Passengers



City Routes Daily Passengers



City Routes Passengers per Revenue Hour

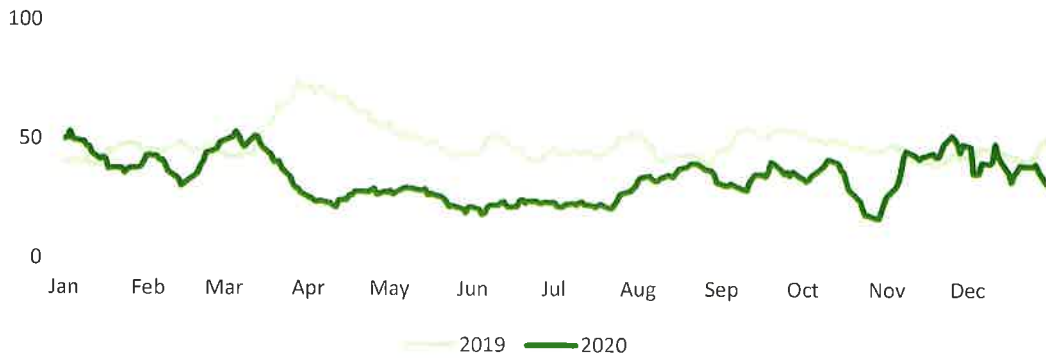


City of Bentonville Fixed Route

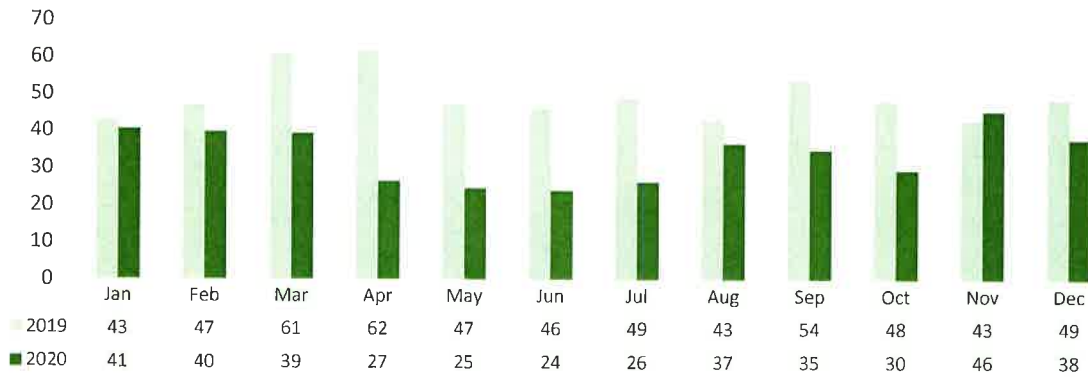
December 2020

Route	Days		Passengers			Revenue Hours			Passengers per Hour	
	Dec	2020	Daily	Dec	2020	Daily	Dec	2020	Dec	2020
11	22	256	38	836	8,661	9.0	198	2,293	4.2	3.8
Total			38	836	8,661	9	198	2,293	4.2	3.8

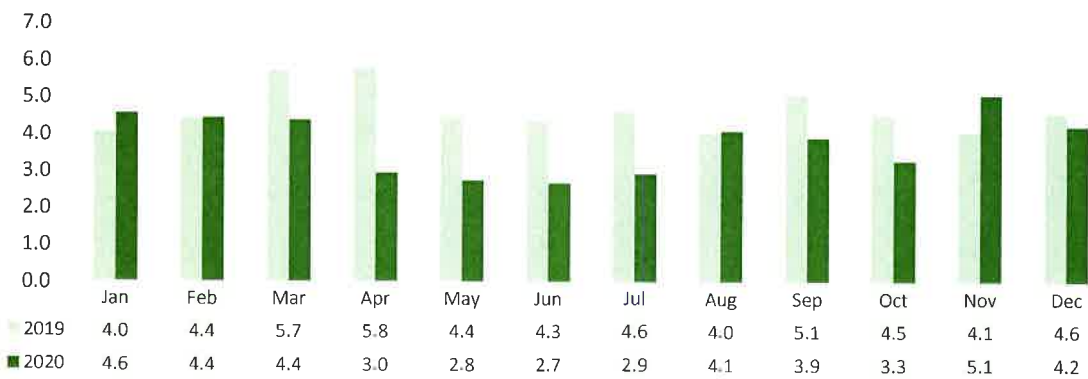
City Routes Daily Passengers



City Route Daily Passengers



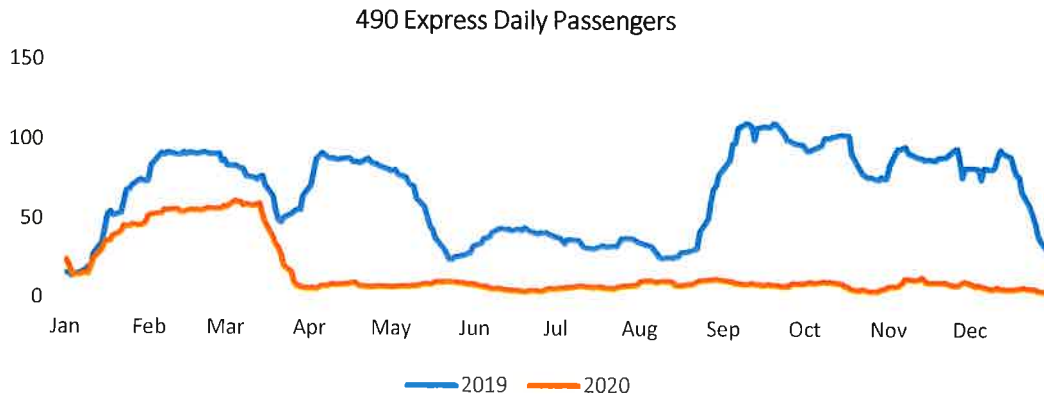
City Route Passengers per Revenue Hour



490 Express Route

December 2020

Route	Days		Passengers			Revenue Hours			Passengers per Hour	
	Dec	2020	Daily	Dec	2020	Daily	Dec	2020	Dec	2020
490	22	256	8	166	4,424	9.9	218	2,521	0.8	1.8
Total			8	166	4,424	10	218	2,521	0.8	1.8



* - 490 was reduced from 2 buses (24 hours / day) to 1 bus (9.6 hours / day) on August 20, 2018.

Token Transit NWACC Pass

	Passengers	Boardings
January 2020	36	365
February 2020	34	483
March 2020	31	238
April 2020	0	0
May 2020	0	0
June 2020	0	0
July 2020	0	0
August 2020	0	0
September 2020	0	0
October 2020	0	0
November 2020	0	0
December 2020	0	0

Zero Fare on Fixed Routes

Passenger Boardings by City
YTD through December

Benton County	2020				2019			
	Fixed Route	ADA Paratransit	Demand Response	Total	Fixed Route	ADA Paratransit	Demand Response	Total
Avoca	0	0	0	0	0	0	0	0
Bella Vista	0	0	0	0	0	0	6	6
Benton County	0	0	5	5	0	0	2	2
Bentonville	9,769	1,424	596	11,789	16,934	1,990	1,421	20,345
Cave Springs	0	0	0	0	0	0	0	0
Centeron	0	0	3	3	0	0	13	13
Garfield	0	0	0	0	0	0	0	0
Gravette	0	0	0	0	0	0	0	0
Little Flock	0	0	0	0	0	0	0	0
Lowell	0	0	107	107	0	0	157	157
Pea Ridge	0	0	4	4	0	0	47	47
Rogers	9,388	1,833	488	11,709	18,283	1,784	2,902	22,969
Siloam Springs	0	0	0	0	0	0	0	0
Total	19,157	3,257	1,203	23,617	35,217	3,774	4,548	43,539

Washington County	2020				2019			
	Fixed Route	ADA Paratransit	Demand Response	Total	Fixed Route	ADA Paratransit	Demand Response	Total
Elkins	0	0	5	5	0	0	4	4
Farmington	0	0	57	57	0	0	86	86
Fayetteville	92,926	2,483	505	95,914	157,281	3,011	631	160,923
Goshen	0	0	0	0	0	0	4	4
Greenland	0	0	0	0	0	0	0	0
Johnson	0	0	0	0	354	0	3	357
Lincoln	0	0	0	0	0	0	0	0
Prairie Grove	0	0	3	3	0	0	4	4
Springdale	49,708	3,980	472	54,160	59,757	4,636	926	65,319
Washington County	0	0	13	13	0	0	11	11
West Fork	0	0	18	18	0	0	0	0
Total	142,634	6,463	1,073	150,170	217,392	7,647	1,669	226,708

Carroll County	2020				2019			
	Fixed Route	ADA Paratransit	Demand Response	Total	Fixed Route	ADA Paratransit	Demand Response	Total
Berryville	0	0	1,023	1,023	0	0	1,318	1,318
Carroll County	0	0	212	212	0	0	348	348
Eureka Springs	0	0	0	0	0	0	13	13
Green Forest	0	0	7	7	0	0	10	10
Total	0	0	1,242	1,242	0	0	1,689	1,689

Madison County	2020				2019			
	Fixed Route	ADA Paratransit	Demand Response	Total	Fixed Route	ADA Paratransit	Demand Response	Total
Huntsville	0	0	0	0	0	0	0	0
Madison County	0	0	0	0	0	0	0	0
Total	0	0	0	0	0	0	0	0

Grand Total	2020				2019			
	Fixed Route	ADA Paratransit	Demand Response	Total	Fixed Route	ADA Paratransit	Demand Response	Total
Grand Total	161,791	9,720	3,518	175,029	252,609	11,421	7,906	271,936

OZARK REGIONAL TRANSIT
Operating Statistics
Calendar Year Totals

FIXED ROUTE	2019	2020	Change	% Chg
FR Cash Fares	22,742	993	-21,749	-95.6%
FR NWACC Free	11,926	1,300	-10,626	-89.1%
FR ORT Pass	34,273	1,211	-33,062	-96.5%
FR Children Free	2,127	23	-2,104	-98.9%
FR Transfers	10,705	38	-10,667	-99.6%
FR Free Fare	163,122	158,008	-5,114	-3.1%
FR Veterans Free	7,714	218	-7,496	-97.2%
Total Passengers	252,609	161,791	-90,818	-36.0%
Passengers per Revenue Hour	7.4	4.7	-2.7	-36.6%
Daily Passengers	991	632	-359	-36.2%
ADA Complementary Paratransit	11,421	9,720	-1,701	-14.9%
Bike Passengers	6,412	4,529	-1,883	-29.4%
FR Revenue Hours	34,101	34,328	227	0.7%
FR Service Hours	36,480	36,624	144	0.4%
FR Revenue Miles	529,069	486,198	-42,871	-8.1%
FR Service Miles	578,204	544,160	-34,044	-5.9%
PARATRANSIT	2019	2020	Change	% Chg
PT Cash Fares	3,448	567	-2,881	-83.6%
PT ORT Pass	12,876	1,167	-11,709	-90.9%
PT Free Fare	3,003	11,504	8,501	283.1%
Total Passengers	19,327	13,238	-6,089	-31.5%
Passengers per Revenue Hour	1.31	1.20	-0.11	-8.2%
Daily Passengers	76	52	-24	-31.4%
PT Revenue Hours	14,790	11,454	-3,336	-22.6%
PT Service Hours	17,711	15,123	-2,588	-14.6%
PT Revenue Miles	166,764	122,196	-44,568	-26.7%
PT Service Miles	210,653	158,755	-51,898	-24.6%
TOTAL	2019	2020	Change	% Chg
Paratransit/Fixed Route Passengers	271,936	175,029	-96,907	-35.6%
Daily PT/FR Passengers	1,066	684	-382	-35.9%
Charter/Shuttle Passengers	22,572	609	-21,963	-97.3%
School Passengers (Arts Academy)	2,876	0	-2,876	-100.0%
Total Passengers	297,384	175,638	-121,746	-40.9%
	2019	2020	Change	% Chg
Weekdays	255	256	1	0.4%
Total Miles (All Vehicles)	865,005	797,640	-67,365	-7.8%
Diesel Fuel Consumed	29,101	41,377	12,276	42.2%
Gas Consumed	77,195	58,093	-19,102	-24.7%
CNG Consumed	4,979	532	-4,447	-89.3%
Miles Per Gallon	7.8	8.0	0.2	2.9%
Road calls	36	12	-24	-66.7%
Accidents	15	16	1	6.7%

Route Summary - Calendar Year 2020 Totals

Fixed Routes

Route	Days	Passengers		Revenue Hours		Revenue Miles		Service Hours		Service Miles	
		Daily	Total	Daily	Total	Daily	Total	Daily	Total	Daily	Total
10-1	256	119.7	30,637	13.0	3,321.5	169.4	43,355.6	13.5	3,449.5	179.8	46,018.0
10-2	256	53.5	13,690	12.9	3,312.0	166.9	42,716.8	13.9	3,568.0	187.1	47,888.0
20	256	149.9	38,370	13.4	3,442.5	192.1	49,170.8	14.4	3,698.5	212.3	54,342.0
30	256	35.7	9,127	12.9	3,315.0	191.2	48,946.6	13.4	3,443.0	201.6	51,609.0
11	256	33.8	8,661	9.0	2,293.2	134.4	34,396.6	10.3	2,634.5	164.8	42,179.0
51	12	41.7	500	10.5	126.0	156.1	1,873.2	11.8	142.0	186.5	2,238.0
52	12	24.8	298	9.9	118.5	178.9	2,146.2	11.2	134.5	209.3	2,511.0
54-1	123	3.6	448	10.5	1,291.5	152.4	18,744.0	11.5	1,414.5	184.4	22,680.0
54-2	123	4.8	594	10.5	1,291.5	146.1	17,966.0	11.5	1,414.5	172.1	21,164.0
ODT1	265	18.0	4,766	10.9	2,894.0	105.4	27,926.0	11.9	3,159.0	135.4	35,876.0
ODT2	142	11.8	1,673	11.2	1,595.5	97.9	13,908.0	12.2	1,737.5	127.9	18,168.0
61	256	91.3	23,373	12.9	3,315.0	214.0	54,776.6	13.4	3,443.0	224.4	57,439.0
62	256	83.1	21,265	13.5	3,450.2	160.1	40,981.0	14.0	3,578.2	166.1	42,517.0
63	256	15.5	3,965	8.0	2,040.0	147.6	37,797.0	8.0	2,040.0	147.6	37,797.0
490	256	17.3	4,424	9.8	2,521.4	201.1	51,494.0	10.8	2,777.4	241.1	61,734.0
Total			161,791		34,327.8		486,198.4		36,634.1		544,160.0

Paratransit - Weekdays

Route	Days	Passengers		Revenue Hours		Revenue Miles		Service Hours		Service Miles	
		Daily	Total	Daily	Total	Daily	Total	Daily	Total	Daily	Total
DR2 CC	234	5.4	1,254	4.2	989.4	20.7	4,842.9	7.5	1,753.3	30.9	7,224.0
PT1	252	8.6	2,164	7.4	1,873.5	82.7	20,829.6	8.9	2,254.7	98.9	24,922.0
PT2	236	7.5	1,777	7.2	1,704.8	75.1	17,712.7	8.9	2,104.1	99.6	23,510.0
PT3	238	7.2	1,705	5.9	1,396.5	71.4	16,998.5	7.4	1,768.2	87.7	20,874.0
PT4	232	6.1	1,408	5.8	1,352.7	62.5	14,508.1	7.7	1,789.8	87.7	20,343.0
PT5	242	7.8	1,899	5.6	1,351.5	68.5	16,573.8	7.3	1,775.2	83.4	20,188.0
PT6	186	6.8	1,270	5.9	1,097.1	65.6	12,203.6	7.5	1,396.3	93.7	17,422.0
PT7	183	5.7	1,044	4.6	850.3	57.7	10,557.9	6.5	1,196.8	73.8	13,501.0
PT8	132	5.4	717	6.4	838.3	60.4	7,969.1	8.2	1,084.9	81.6	10,771.0
Total			13,238		11,453.9		122,196.2		15,123.3		158,755.0

Weekday Service Totals

	Passengers		Revenue Hours		Revenue Miles		Service Hours		Service Miles	
	Daily	Total	Daily	Total	Daily	Total	Daily	Total	Daily	Total
Paratransit	51.9	13,238.0	44.9	11,453.9	479.2	122,196.2	59.3	15,123.3	622.6	158,755.0
Fixed Route	634.5	161,791.0	134.6	34,327.8	1,906.7	486,198.4	143.7	36,634.1	2,134.0	544,160.0
Grand Total		175,029.0		45,781.7		608,394.6		51,757.3		702,915.0

Fixed Routes

10-1, 10-2, 20, 30: Fayetteville
 61, 62, 63: Springdale
 51, 52, 54-1, 54-2, ODT1, ODT2: Rogers
 11: Bentonville
 490: I49 Commuter Express

Paratransit Routes

DR - CC: Demand Response Route in Carroll County
 PT1 - PT8: ADA Paratransit / Demand Response Routes

Route Summary - Calendar Year 2020 Totals

Fixed Routes

Route	Days	Passengers				Wheel-chairs		Bikes	
		Daily	Total	Per Rev Hour	Per Rev Mile	Daily	Total	Daily	Total
10-1	256	119.7	30,637	9.2	0.7	1.7	425	4.5	1,153
10-2	256	53.5	13,690	4.1	0.3	0.8	216	1.4	366
20	256	149.9	38,370	11.1	0.8	1.7	430	3.1	787
30	256	35.7	9,127	2.8	0.2	0.1	38	0.5	128
11	256	33.8	8,661	3.8	0.3	2.1	535	1.0	254
51	12	41.7	500	4.0	0.3	0.6	7	0.7	8
52	12	24.8	298	2.5	0.1	0.2	2	0.4	5
54-1	123	3.6	448	0.3	0.0	0.0	1	0.0	2
54-2	123	4.8	594	0.5	0.0	0.0	1	0.0	3
ODT1	265	18.0	4,766	1.6	0.2	0.2	50	0.3	80
ODT2	142	11.8	1,673	1.0	0.1	0.2	25	0.1	20
61	256	91.3	23,373	7.1	0.4	0.4	98	3.9	996
62	256	83.1	21,265	6.2	0.5	2.0	501	1.8	461
63	256	15.5	3,965	1.9	0.1	0.1	25	0.1	36
490	256	17.3	4,424	1.8	0.1	0.1	15	0.9	230
		161,791				2,369		4,529	

Paratransit - Weekdays

Route	Days	Passengers				Wheel-chairs	
		Daily	Total	Per Rev Hour	Per Rev Mile	Daily	Total
DR2 CC	234	5.4	1,254	1.3	0.3	0.1	18
PT1	252	8.6	2,164	1.2	0.1	1.6	412
PT2	236	7.5	1,777	1.0	0.1	1.1	253
PT3	238	7.2	1,705	1.2	0.1	0.6	152
PT4	232	6.1	1,408	1.0	0.1	1.3	300
PT5	242	7.8	1,899	1.4	0.1	1.8	436
PT6	186	6.8	1,270	1.2	0.1	1.4	260
PT7	183	5.7	1,044	1.2	0.1	1.9	355
PT8	132	5.4	717	0.9	0.1	0.3	37
		13,238				2,223	

Weekday Service Totals

	Passengers				Wheel-chairs		Bikes	
	Daily	Total	Per Rev Hour	Per Rev Mile	Daily	Total	Daily	Total
Paratransit	51.9	13,238	1.2	0.1	8.7	2,223	0.0	0
Fixed Route	634.5	161,791	4.7	0.3	9.3	2,369	17.8	4,529
Grand Total		175,029				4,592		4,529

Fixed Routes

10-1, 10-2, 20, 30: Fayetteville
 61, 62, 63: Springdale
 51, 52, 54-1, 54-2, ODT1, ODT2: Rogers
 11: Bentonville
 490: I49 Commuter Express

Paratransit Routes

DR - CC: Demand Response Route in Carroll County
 PT1 - PT8: ADA Paratransit / Demand Response Routes

Ozark Regional Transit Ridership

January 2019 - December 2020

Month	Fixed Route Passenger Trips	Paratransit Passenger Trips
Jan-19	20,329	1,642
Feb-19	19,903	1,562
Mar-19	20,573	1,470
Apr-19	22,744	1,715
May-19	20,473	1,523
Jun-19	19,009	1,611
Jul-19	23,742	2,046
Aug-19	22,146	1,605
Sep-19	22,115	1,472
Oct-19	22,935	1,811
Nov-19	18,964	1,505
Dec-19	19,601	1,365
Jan-20	22,551	1,457
Feb-20	20,855	1,403
Mar-20	18,121	1,265
Apr-20	10,742	880
May-20	9,695	852
Jun-20	11,393	1,065
Jul-20	10,982	966
Aug-20	10,568	952
Sep-20	10,956	1,056
Oct-20	11,387	1,081
Nov-20	11,379	1,058
Dec-20	13,162	1,203

